



# ND INDUCED TERMINATION OF PREGNANCY DATA 2021

## Vital Records

Direct Comments or Questions to:

Steve Denn

701.328.3838

[vitalrec@nd.gov](mailto:vitalrec@nd.gov)

# Table of Contents

<b>Explanation of Data and Reported Cases</b> .....	3
<b>ND Induced Termination of Pregnancy By Categories</b>	
State of Residence .....	4
Governor’s Planning Region .....	4
Age of the Woman .....	5
Woman’s Level of Education .....	5
Marital Status .....	6
Number of Living Children .....	6
Race of the Woman .....	7
Number of Previous Induced Terminations .....	7
Pregnancy Weeks of Gestation .....	8
Pregnancy Month of Termination .....	8

## **Explanation of Data and Reported Cases**

It should be understood that all data, concerning induced termination of pregnancy reported by the Vital Records unit of the North Dakota Department of Health and Human Services, is based on events that occur within North Dakota only.

North Dakota participates in a Vital Events Exchange Agreement with the rest of the United States and Canada to exchange information on vital events. North Dakota birth and death events occurring out of state are reported back to the Vital Records unit on a regular basis. Induced termination of pregnancy is not included in this agreement.

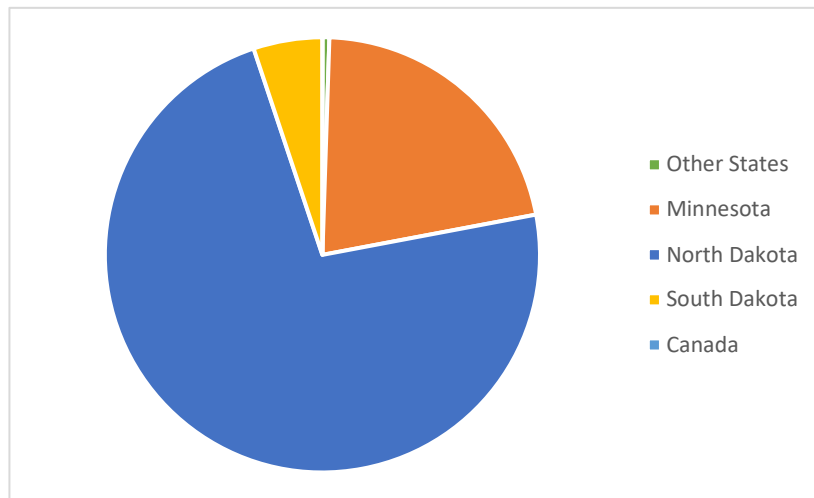
Because no complete number of resident events is available, no rates are calculated. If the reader is interested in ratios, based on the number of live births or pregnancies, he should contact the Vital Records unit at the contact information listed on the cover of this report.

To ensure confidentiality of the individual, cross tabulation of this sensitive data set is limited. If requesting further data, no values that occur less than five times are reported.

**ND INDUCED TERMINATION OF PREGNANCY  
BY STATE OF RESIDENCE**

<b>State of Residence</b>	Number of Events
Other States	6
Minnesota	248
North Dakota	840
South Dakota	59
Canada	0
<b>Occurrence Total</b>	<b>1153</b>

**ND INDUCED TERMINATION OF PREGNANCY  
BY STATE OF RESIDENCE, 2021**



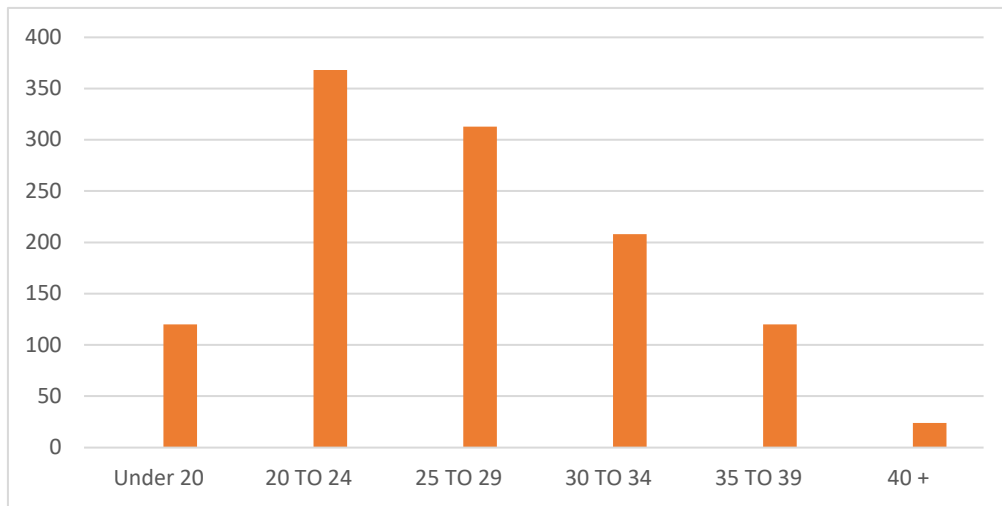
**ND INDUCED TERMINATION OF PREGNANCY  
BY GOVERNOR'S PLANNING REGION OF RESIDENCE**

<b>REGION</b>	Number of Events
Out of State	313
I	40
II	144
III	31
IV	92
V	323
VI	25
VII	137
VIII	48
<b>Occurrence Total</b>	<b>1153</b>

**ND INDUCED TERMINATION OF PREGNANCY  
BY AGE OF WOMAN**

<b>Age Group</b>	<b>Number of Events</b>
Under 20	120
20 TO 24	368
25 TO 29	313
30 TO 34	208
35 TO 39	120
40 +	24
<b>Occurence Total</b>	<b>1153</b>

**ND INDUCED TERMINATION OF PREGNANCY  
BY AGE GROUP, 2021**



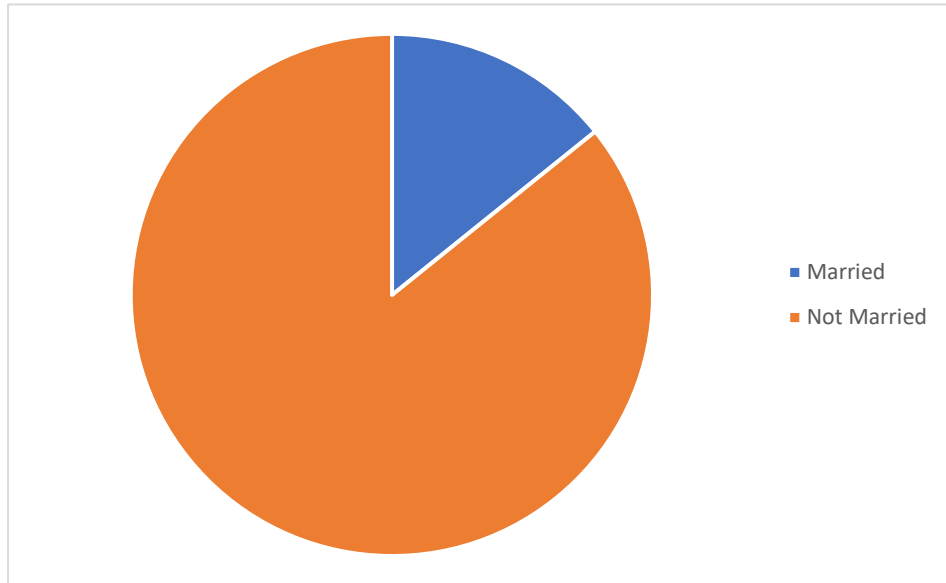
**ND INDUCED TERMINATION OF PREGNANCY  
BY LEVEL OF EDUCATION**

<b>EDUCATION LEVEL</b>	<b>Number of Events</b>
8th Grade or less	9
12th grade or less	145
High School Diploma	478
Some College	86
Associate Degree	234
Bachelor's Degree	150
Master's Degree	42
Doctor's Degree	7
Not Stated	2
<b>Occurence Total</b>	<b>1153</b>

**ND INDUCED TERMINATION OF PREGNANCY  
BY WEDLOCK STATUS**

<b>Married Status</b>	Number of Events
Married	164
Not Married	989
<b>Occurence Total</b>	<b>1153</b>

**ND INDUCED TERMINATION OF PREGNANCY  
BY WEDLOCK STATUS, 2021**



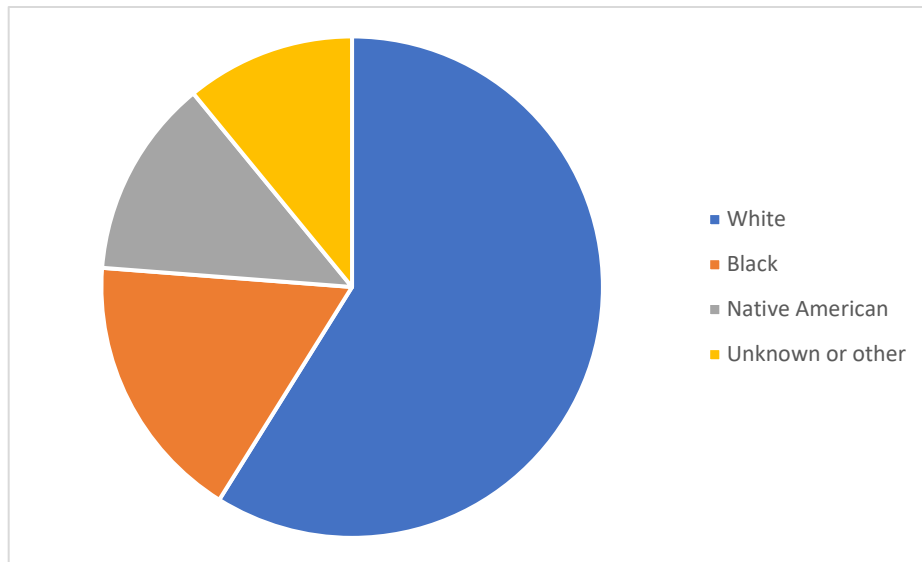
**ND INDUCED TERMINATION OF PREGNANCY  
BY NUMBER OF LIVING CHILDREN**

<b>Number of living children</b>	
None	466
One	235
Two	238
Three	127
Four	53
Five	21
Six or more	13
<b>Occurence Total</b>	<b>1153</b>

**ND INDUCED TERMINATION OF PREGNANCY  
BY RACE**

<b>Race</b>	<b>Number of Events</b>
White	679
Black	200
Native American	148
Unknown or other	126
<b>Occurence Total</b>	<b>1153</b>

**ND INDUCED TERMINATION OF PREGNANCY  
BY RACE OF THE WOMAN, 2021**



**ND INDUCED TERMINATION OF PREGNANCY  
BY NUMBER OF PREVIOUS INDUCED TERMINATIONS**

<b>Previous ITOPs</b>	<b>Number of Events</b>
None	924
One	176
Two	28
Three	14
Four or more	11
<b>Occurence Total</b>	<b>1153</b>

**ND INDUCED TERMINATION OF PREGNANCY  
BY WEEKS OF GESTATION**

<b>Gestation in weeks</b>	<b>Number of Events</b>
Four or less	10
Five	89
Six	314
Seven	236
Eight	171
Nine	104
Ten	68
Eleven	48
Twelve	20
Thirteen	40
Fourteen	32
Fifteen	11
Sixteen	10
<b>Occurence Total</b>	<b>1153</b>

**ND INDUCED TERMINATION OF PREGNANCY  
BY MONTH OF TERMINATION**

<b>Month of Termination</b>	<b>Number of Events</b>
January	85
February	79
March	124
April	101
May	84
June	109
July	88
August	84
September	116
October	88
November	94
December	101
<b>Occurence Total</b>	<b>1153</b>