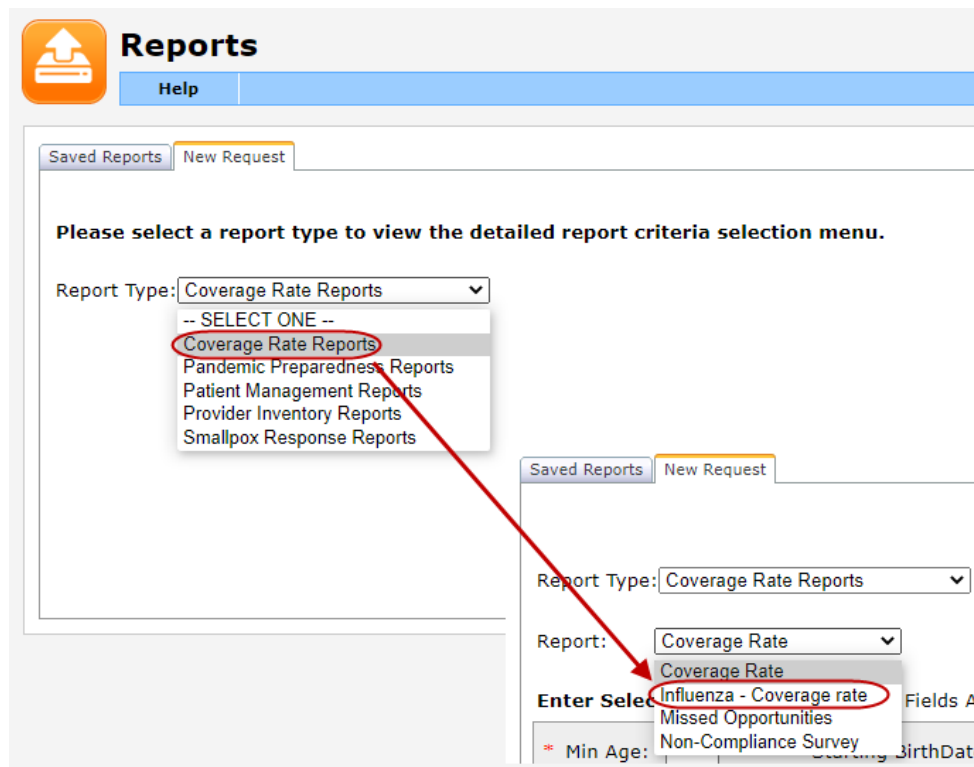


North Dakota Immunization Information System: Influenza Coverage Rate Report

The Influenza Coverage Rate Report allows providers to run a report to assess influenza vaccine coverage rates for their provider site. This report allows providers to select specific age ranges of clients, vaccine administration ranges, and select from the receipt of one or two influenza vaccine doses administered to clients during the chosen time period.

How To Run an Influenza Coverage Rate Report:

1.) The Influenza Coverage Rate Report is located under the Coverage Rate Reports report type in the NDIIS reports module



The screenshot shows the 'Reports' module interface. At the top, there is a 'Reports' header with a 'Help' button. Below this, there are tabs for 'Saved Reports' and 'New Request'. A message prompts the user to 'Please select a report type to view the detailed report criteria selection menu.' The 'Report Type:' dropdown menu is open, showing options: '-- SELECT ONE --', 'Coverage Rate Reports' (circled in red), 'Pandemic Preparedness Reports', 'Patient Management Reports', 'Provider Inventory Reports', and 'Smallpox Response Reports'. A red arrow points from the circled 'Coverage Rate Reports' option to a second dropdown menu. This second menu is also open, showing options: 'Coverage Rate', 'Coverage Rate', 'Influenza - Coverage rate' (circled in red), 'Missed Opportunities', and 'Non-Compliance Survey'. Below this, there is a field for 'Enter Selected' and a 'Min Age:' field.

2.) Enter either a minimum and maximum age (in years or months) or a starting and ending birthdate range to search for a group of clients.

- If using the minimum and maximum age option,
 - the **Age In** option must be identified to look for age in months or years
 - the **Age As Of Date** must be filled in to specify the date at which the client's age should be assessed by.

Enter Selection Criteria & Values | Fields Appearing with an Asterisk (*) Are Required.

* Min Age: <input type="text"/>	* Starting BirthDate: <input type="text"/>
* Max Age: <input type="text"/>	* Ending BirthDate: <input type="text"/>
* Age In: <input type="text" value="Years"/>	* Dose Date Range: <input type="text"/> <input type="text"/>
	* Age As Of Date: <input type="text"/>

* *It is recommended that either the starting dose date or ending dose date be used for the **Age As Of Date***

3.) Select **Report By** option to specify whether the report should search for clients by county of residence, or by your provider ID.

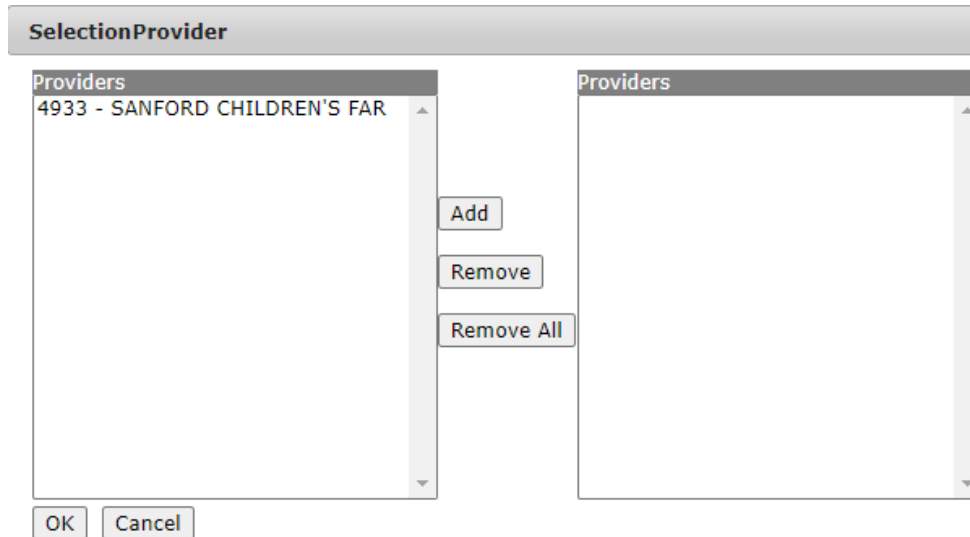
- If searching for clients by county, use the **Add** and **Remove** buttons to select the county or counties you would like to search by. **Add ND Counties** allows for all ND counties to be added at once. Click the **OK** button to close this window.

SelectionCounty

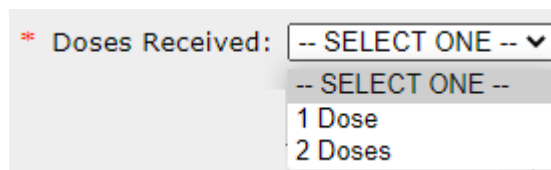
Counties		Selected Counties
ADAMS	Add Add ND Counties Remove Remove All	
BARNES		
BENSON		
BILLINGS		
BOTTINEAU		
BOWMAN		
BURKE		
BURLEIGH		
CASS		
CAVALIER		
DICKEY		
DIVIDE		
DUNN		
EDDY		
EMMONS		
FOSTER		

OK Cancel

- If searching for clients by provider, use the **Add** and **Remove** buttons to add your provider to the right Provider column. Click the **OK** button to close this window.



5.) After selecting the client population for the report, indicate the number of doses of influenza vaccine per client to be assessed.



6.) Select **Run Now** or **Run Later** to run your report.



Sample Influenza Coverage Rate Report

Influenza Coverage Rate Report

Printed on 12/23/2020 12:49:39 PM

AgeRange: 5 - 15Y
Age As Of Date: 01/01/2020
Starting Birthdate: 01/03/2004
Ending Birthdate: 01/01/2015
Dose Date Start: 01/01/2020
Dose Date End: 05/01/2020
Doses: 1 - INFLUENZA
County of Residence: TEST COUNTY

County: Total No. Of Clients: 9643

No. Of Clients Up-To-Date	% Up-To-Date Clients
303	3.1 %