

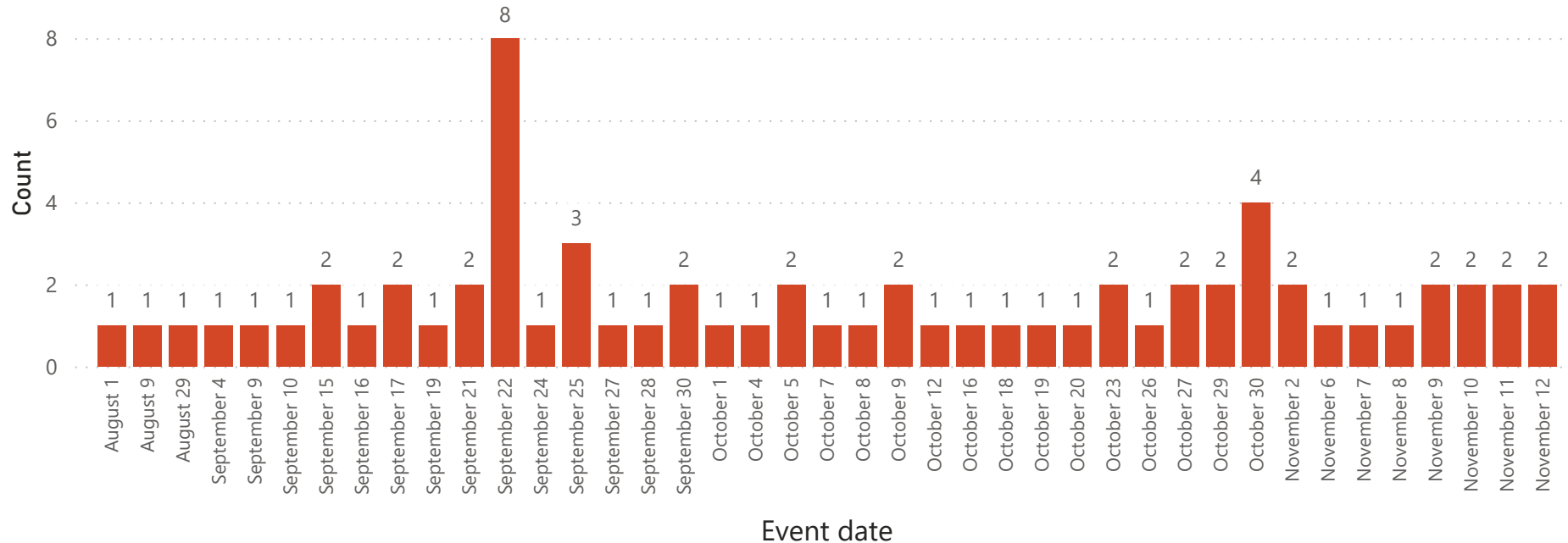
Influenza activity continues to be low across North Dakota, but this season is not over; there were 3 new laboratory-confirmed cases in the previous week. Because some of the symptoms of influenza and COVID-19 are similar, it may be hard to tell the difference between them based on symptoms alone, and testing may be needed to help confirm a diagnosis.

OVERVIEW

	This Season (2020-21)	Last Season (2019-20)
Cases reported for the week:	3	843
Cumulative cases for the season (as of current week):	176	12342

Count	Tests: Result
106	Influenza A
70	Influenza B
176	

Influenza Case Count by Date

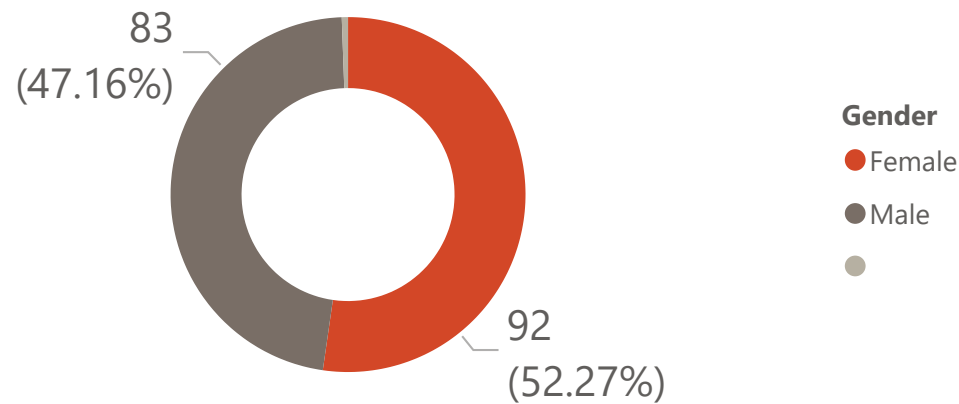


Data collection for the 2020-21 season began August 1, 2020.

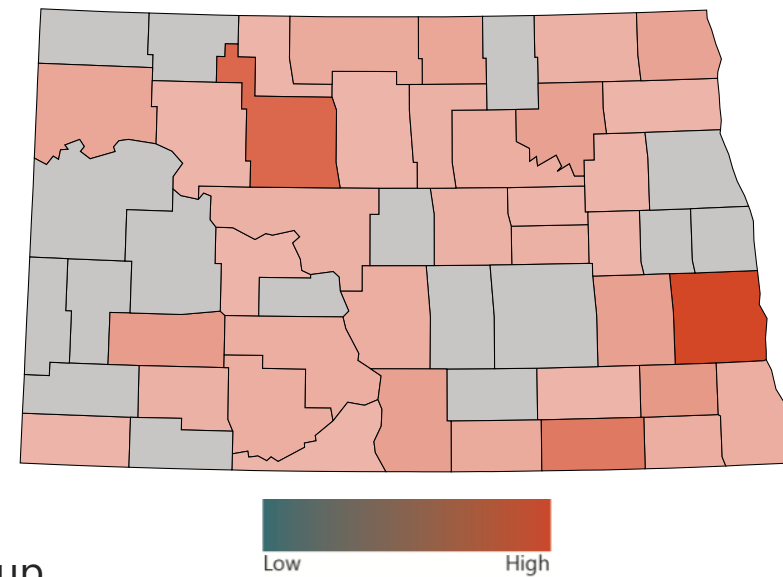
DEMOGRAPHICS

Laboratory-confirmed influenza is a reportable disease in North Dakota. Influenza “cases” include people that have tested positive for influenza in a healthcare setting. It does not include people with influenza who did not seek healthcare, or who were diagnosed without a lab test, which is common. The true number of people with influenza in North Dakota is underrepresented, but case data allows us to see where and in what populations influenza is circulating. It also provides context regarding how the current season compares with previous seasons. Find more information about cases on www.ndflu.com.


Cases by Gender



Cases by County



Cases by Age Group



Data collection for the 2020-21 season began August 1, 2020.

OUTBREAKS

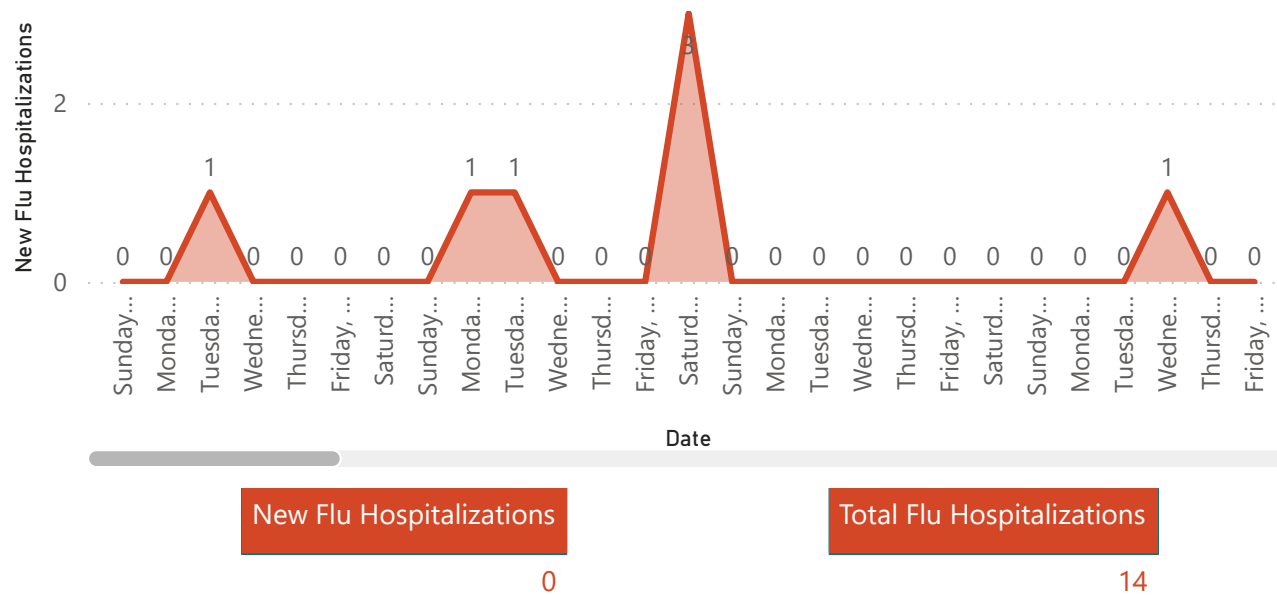
During the influenza season, influenza outbreaks are common anywhere people gather, including schools, child care centers, and health care facilities. Outbreaks of influenza or influenza-like illness may be reported to the NDDoH. The following outbreaks have been reported this season:

Number of Outbreaks	Congregate Setting Type	# of Ill Residents
2	Long-term Care	5
2		5

HOSPITALIZATIONS

Influenza hospitalization information is collected via daily aggregated reports to the NDDoH. Because this surveillance methodology is new, hospitalization numbers this year may not be comparable to previous years.

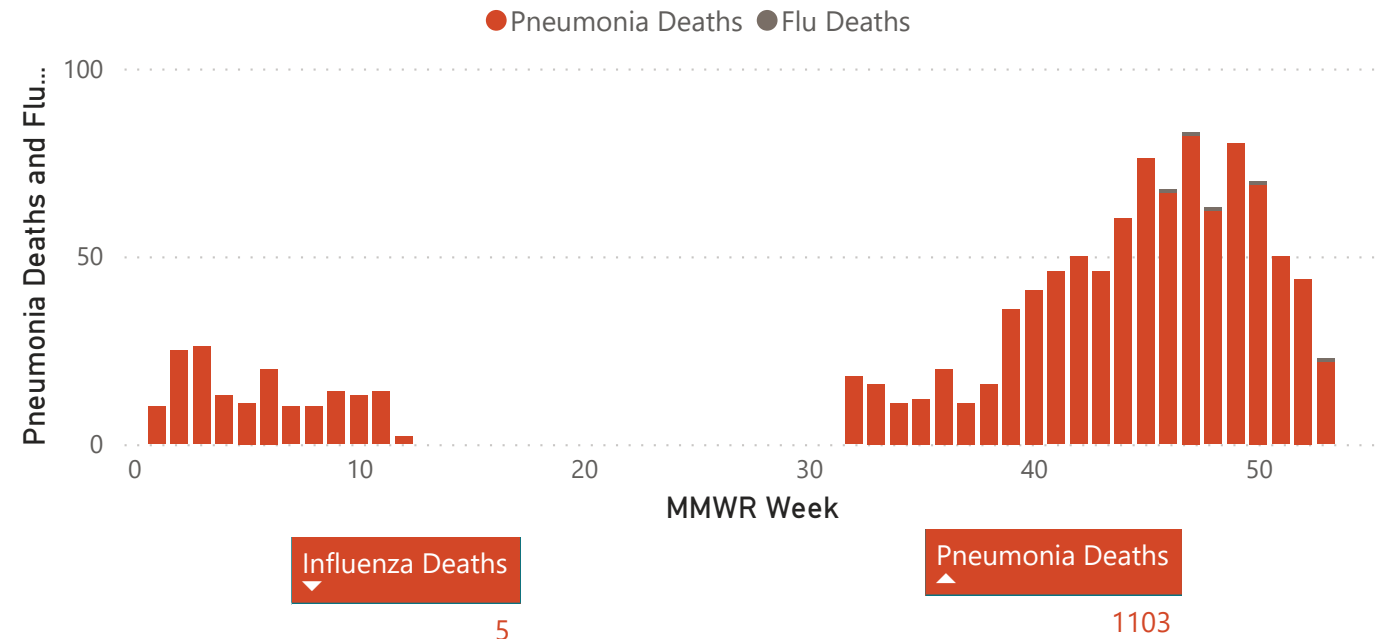
Influenza Hospitalizations, by Date



DEATHS

Data on pneumonia and influenza deaths is obtained from Vital Records and based on the cause of death listed on the death certificate.

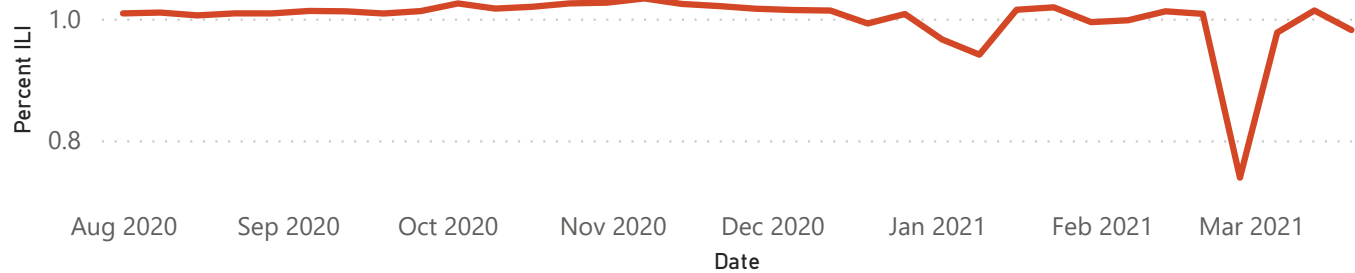
Influenza and Pneumonia Related Deaths by Week



OUTPATIENT INFLUENZA-LIKE ILLNESS (ILI)

The NDDoH participates in the national U.S. Outpatient Influenza-like Illness Surveillance Network (ILINet). Data from participating outpatient providers in North Dakota are pooled to create a state-wide estimate for the weekly percent of healthcare visits due to influenza-like illness (ILI). Patients presenting with a fever of 100°F or greater and a cough and/or sore throat are considered to have ILI. For more information on state and national ILINet data, see [FluView Interactive](#)

Percent ILI by Date

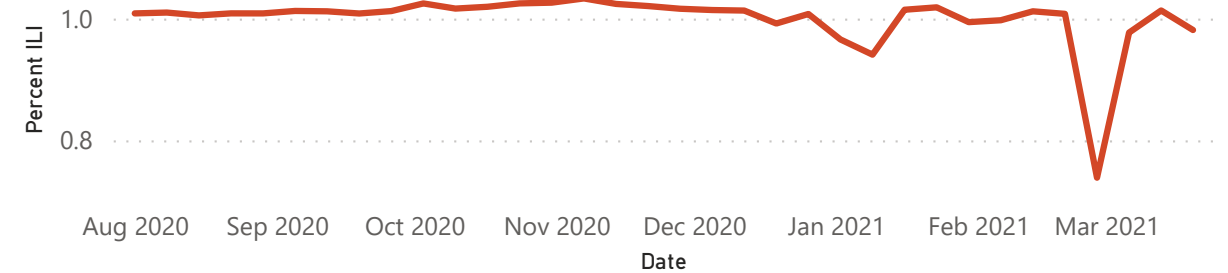


Week Ending Date:	Percent ILI	# 0-4	# 5-24	# 25-49	# 50-64	# >65	Total # Visits
Saturday, February 20, 2021	1.01	3	5	7	3	4	2818
Saturday, February 27, 2021	0.74	1	2	3	1	0	398
Saturday, March 6, 2021	0.98	4	7	9	5	1	3046
Saturday, March 13, 2021	1.01	7	10	13	8	2	2995
Saturday, March 20, 2021	0.98	8	8	13	4	2	2988
Total	0.99	23	32	45	21	9	12245

SENTINEL LABORATORY DATA

The NDDoH receives influenza and RSV testing data from participating sentinel laboratories across the state. The total number of positive tests and the total number of tests conducted are reported and used to create a state-wide percent positivity statistic. For influenza, percent positivity of 10% or greater indicates "season level" influenza activity.

Percent ILI by Date



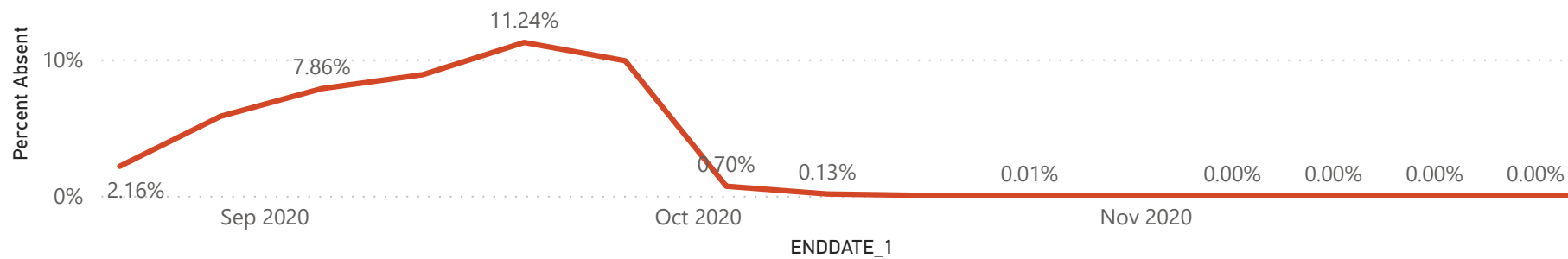
Week ending date:	Flu % Positivity	RSV % Positivity
Saturday, February 20, 2021	0.00	0.01
Saturday, February 27, 2021	0.00	0.00
Saturday, March 6, 2021	0.00	0.00
Saturday, March 13, 2021	0.00	0.00
Saturday, March 20, 2021	0.00	0.00
Total	0.00	0.00

Data collection for the 2020-21 season began August 1, 2020.

SCHOOL ABSENTEEISM

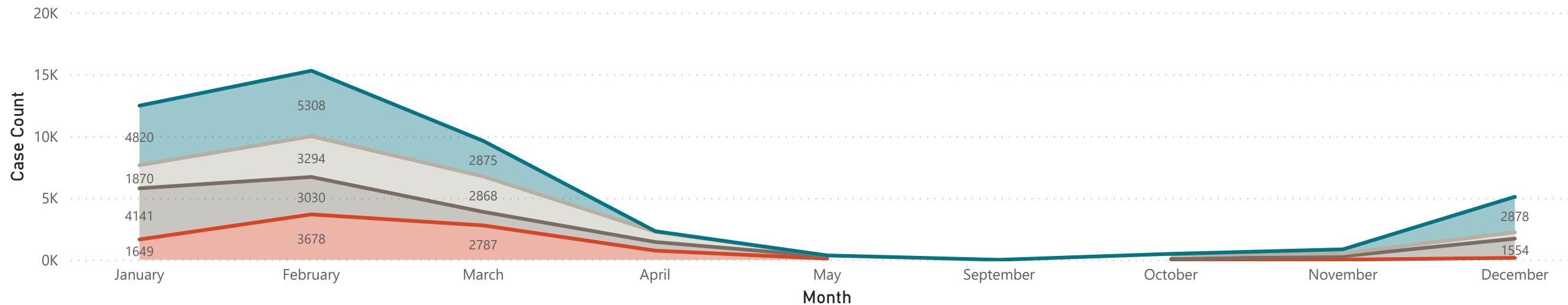
During the influenza season, increases in school absenteeism data can be used as an early indicator for influenza circulation. The NDDoH received absenteeism data from a majority of schools in the state. Data here include absences for all reasons

Percent of Students Absent from School



ENDDATE_1	TotalEnrollment	TotalAbsent
Saturday, February 20, 2021	119,898	0
Saturday, February 27, 2021	119,898	0
Saturday, March 6, 2021	119,898	0
Saturday, March 13, 2021	119,724	0
Saturday, March 20, 2021	102,537	0
Total	581,955	0

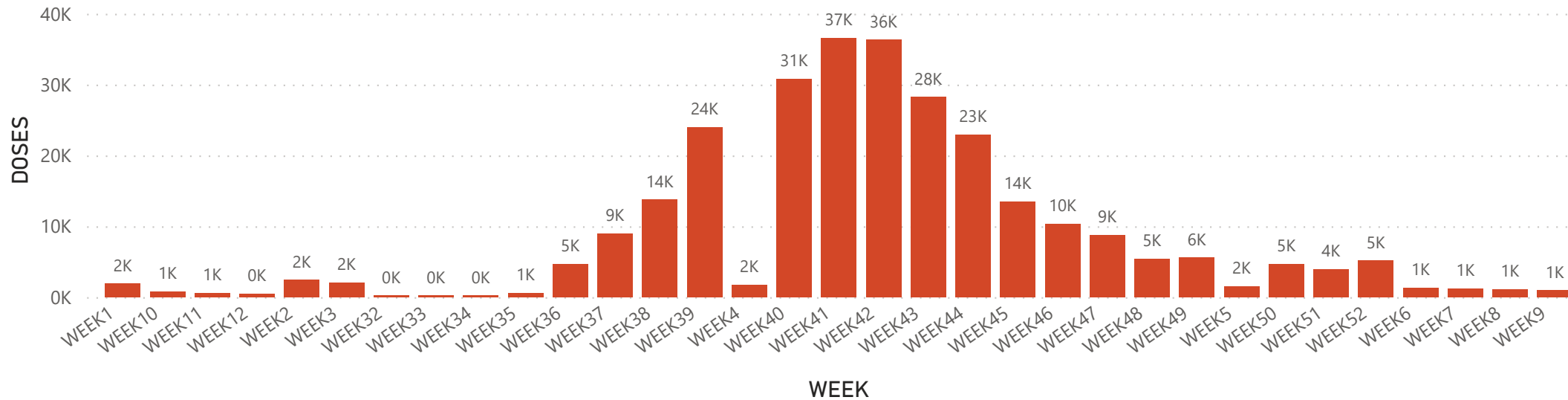
MULTI-SEASON COMPARISON



Data collection for the 2020-21 season began August 1, 2020.

Morbidity season ● 2016-2017 ● 2017-2018 ● 2018-2019 ● 2019-2020

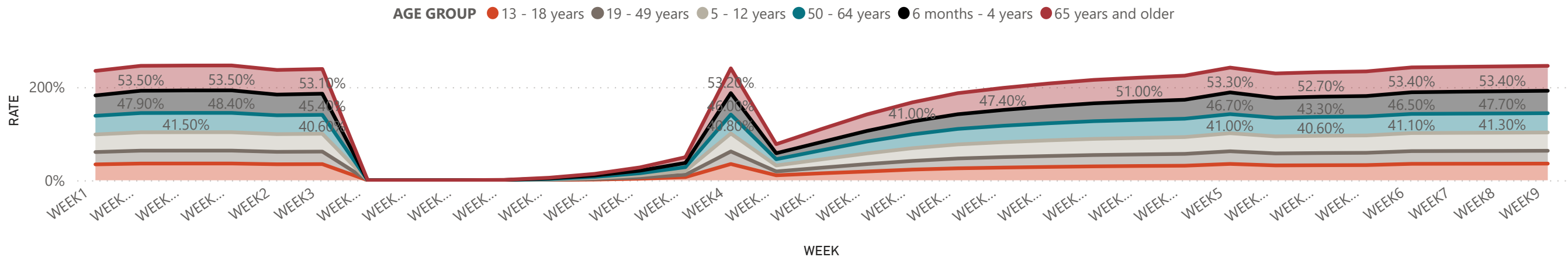
VACCINATION DOSES ADMINISTERED



The North Dakota Immunization Information System (NDIIS) provides information on vaccines given in North Dakota. Vaccines given to children 18 and younger are required to be entered into the NDIIS, while vaccines given to adults 19 and older are often entered into the NDIIS, there is no requirement for reporting for adults. Many immunization providers in North Dakota have established an electronic connection with the NDIIS, allowing all vaccinations administered by that provider site to be sent to the NDIIS automatically.

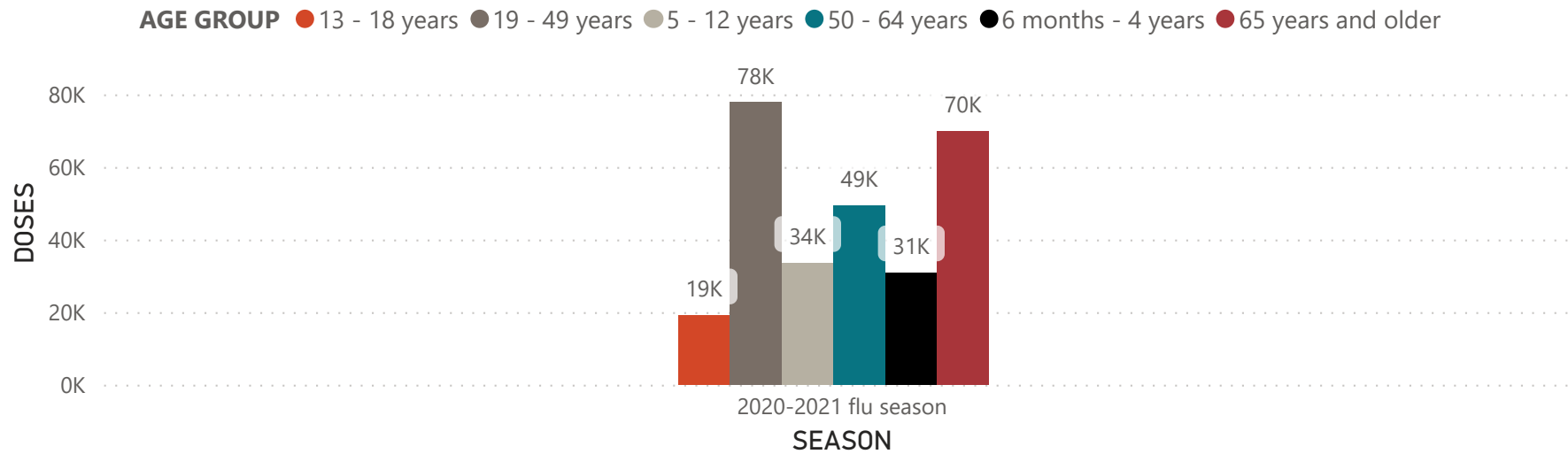
VACCINATION RATES BY AGE

NDIIS data can also be used to estimate the percent of North Dakotans in each age group that have received an influenza vaccination so far this season. For week 49, the age group with the highest rate is adults 65 years or older, with 48.4%. The age group with the lowest vaccination rate is 19-49 year-olds, with only 17% coverage.



VACCINATION DOSES ADMINISTERED

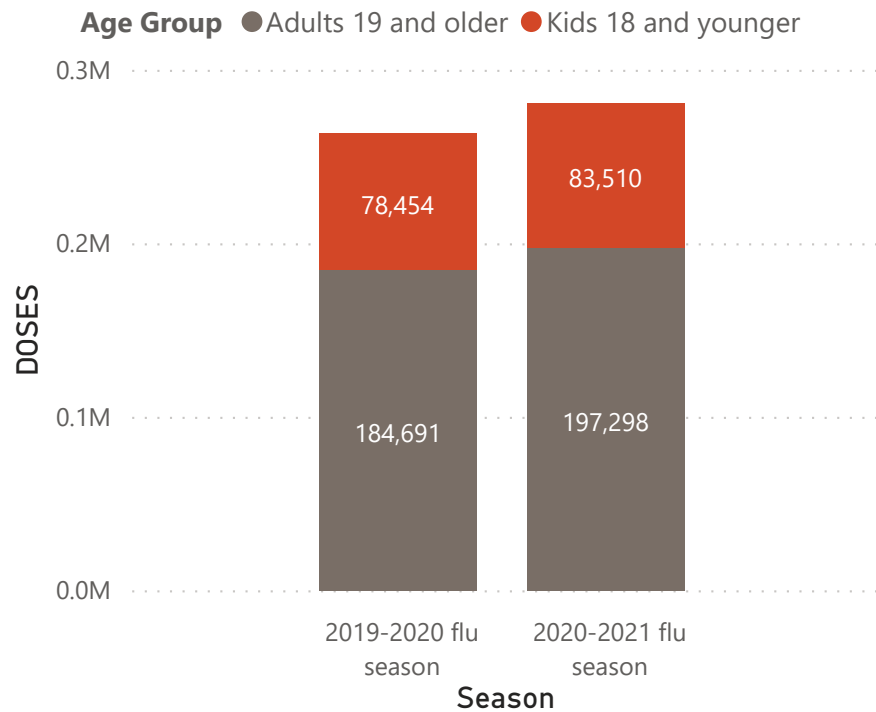
State-wide Doses Administered for 2020-21 Season



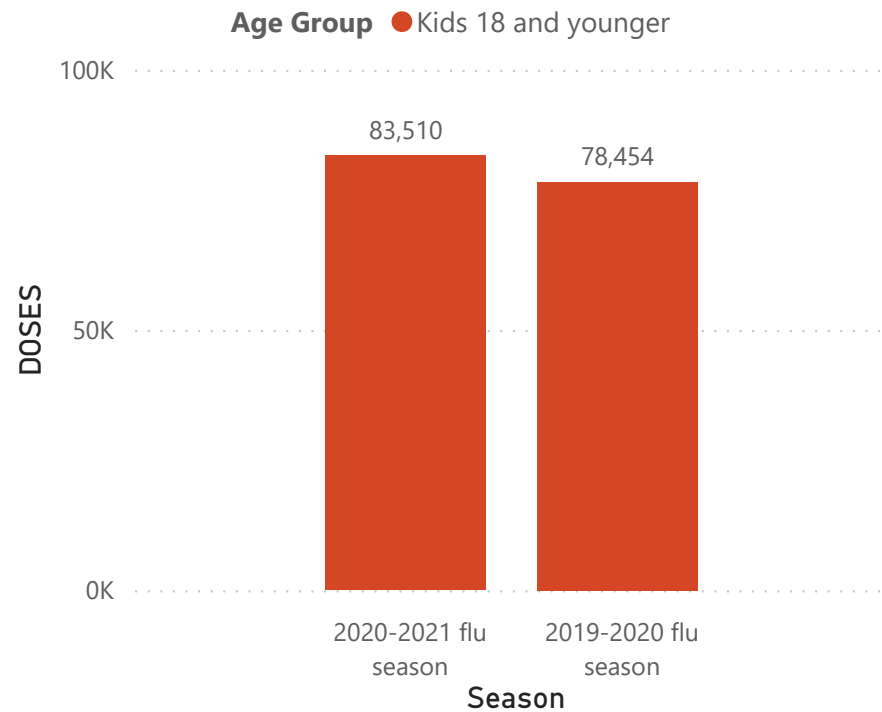
Influenza vaccine doses administered data from the NDIIS includes all administered doses of flu vaccine documented in the NDIIS to records with a North Dakota address. Adult immunizations do not have to be reported to the NDIIS so there may be more influenza vaccine doses being administered that are not reported to the NDIIS.

Age groups are determined based on age at the time of vaccination.

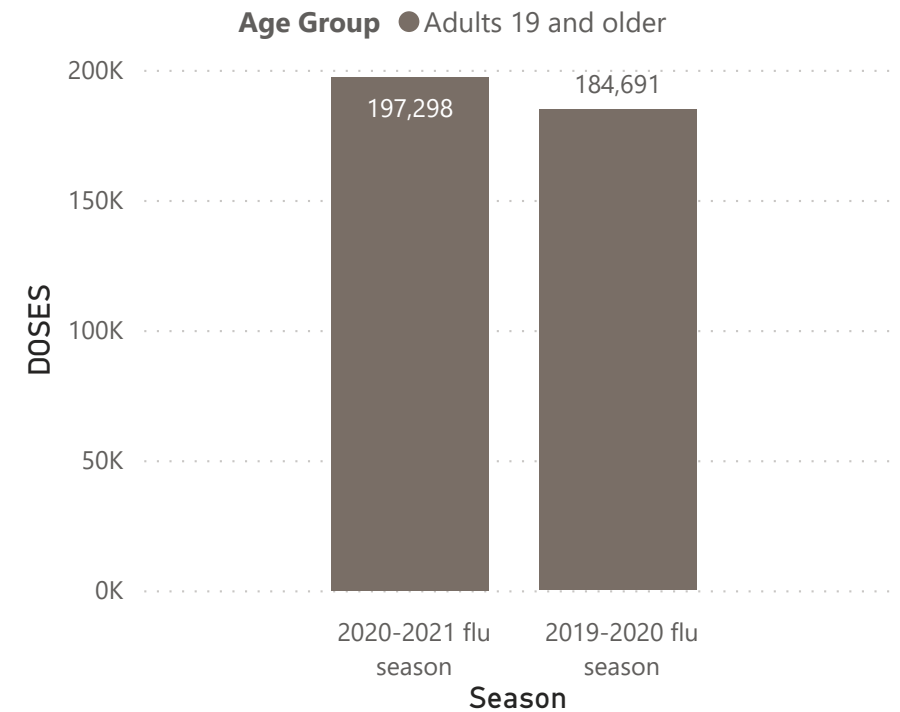
State-wide Doses Administered to All Ages



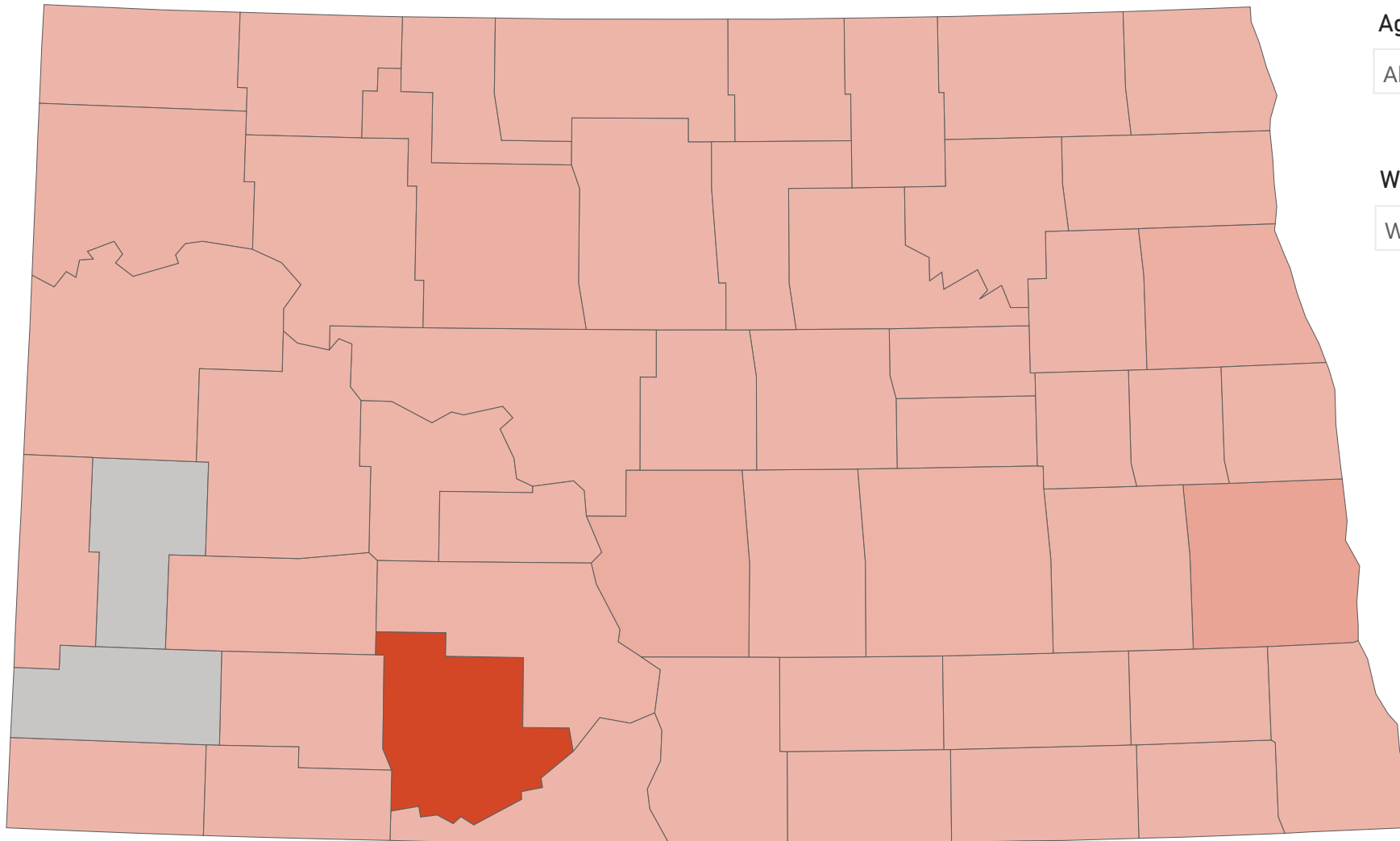
State-wide Doses Administered to Children <= 18



State-wide Doses Administered to Adults >= 19



County-level Doses Administered for the 2020-21 Season



Age Group

All

Week

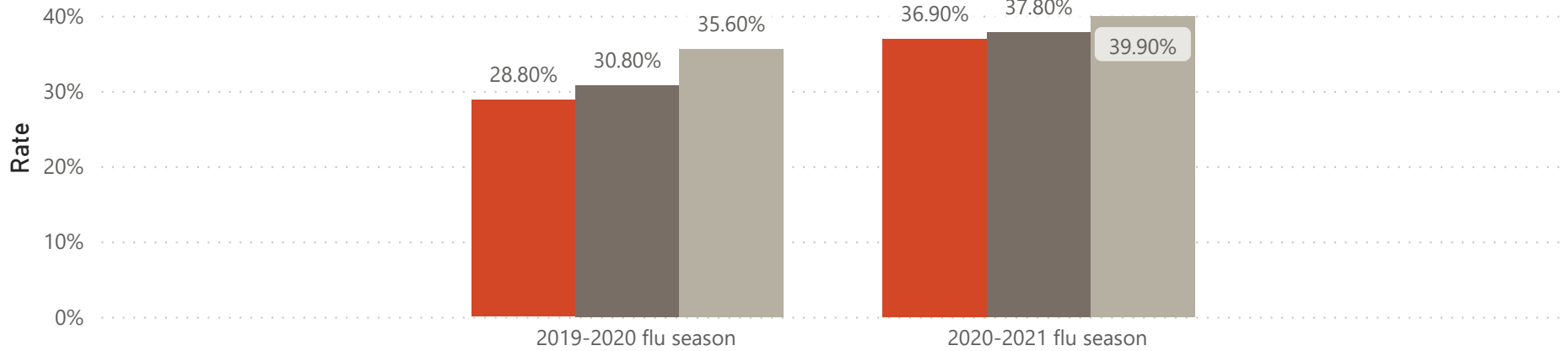
WEEK_52

County-level doses administered data includes all administered doses of flu vaccine documented in the NDIIS as given to an individual with an address in the North Dakota county, regardless of where the provider who administered the dose was located.

FLU COVERAGE RATES

State-wide Flu Coverage for 2020-21 Season

Age Group ● Adults 19 and older ● All ND 6 months and older ● Kids 18 and younger

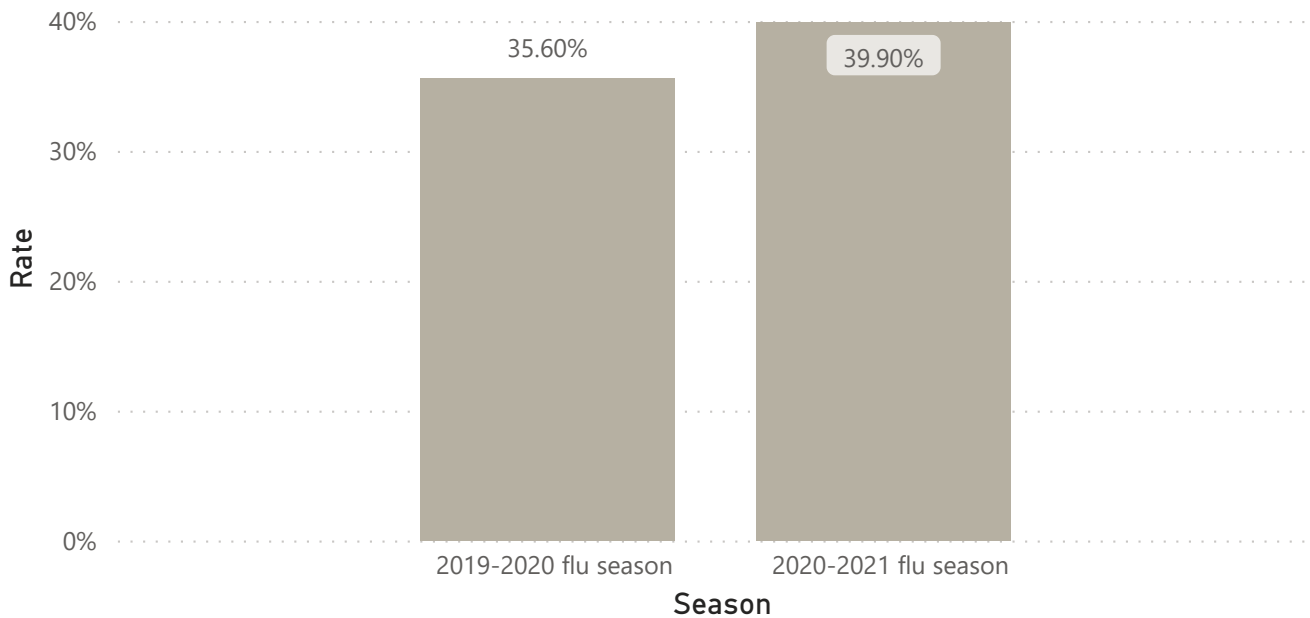


NDIIS data can also be used to estimate the percent of North Dakotans in each age group that have received at least one dose of influenza vaccine so far this flu season. NDIIS records included in state-wide coverage rates must have a North Dakota address.

Adult immunizations do not have to be reported to the NDIIS so adult coverage rates may be higher.

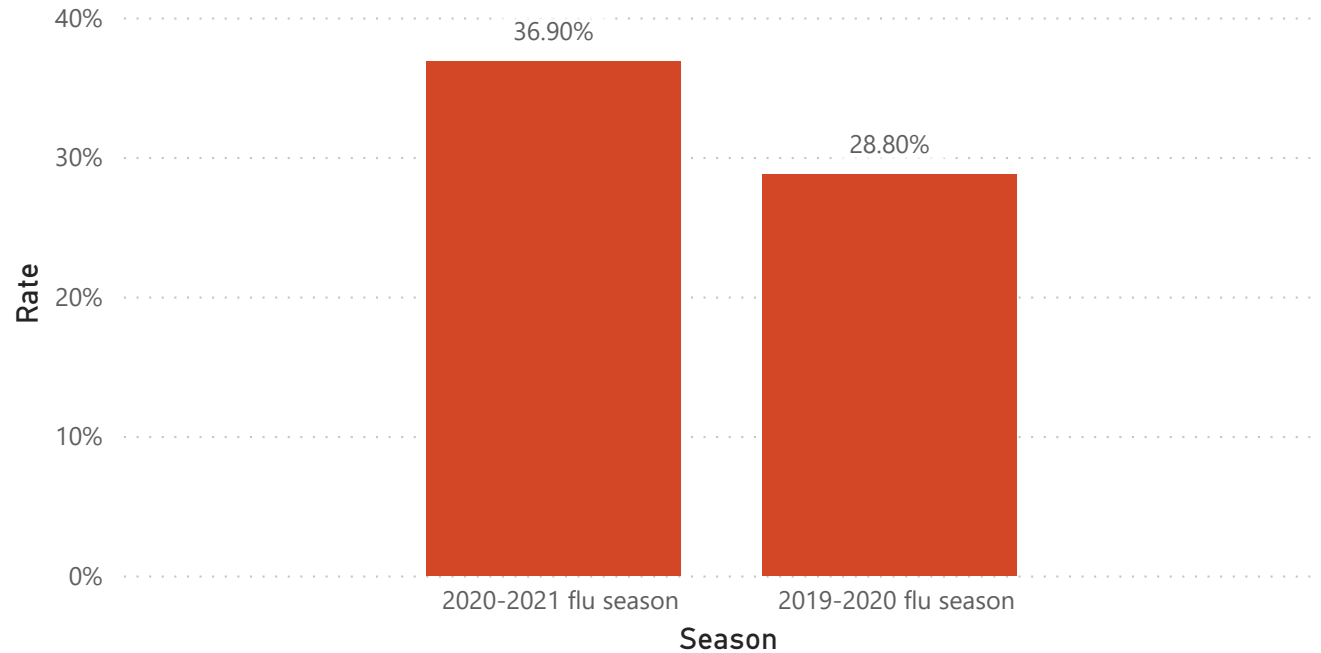
State-wide Flu Coverage for Children <= 18

Age Group ● Kids 18 and younger

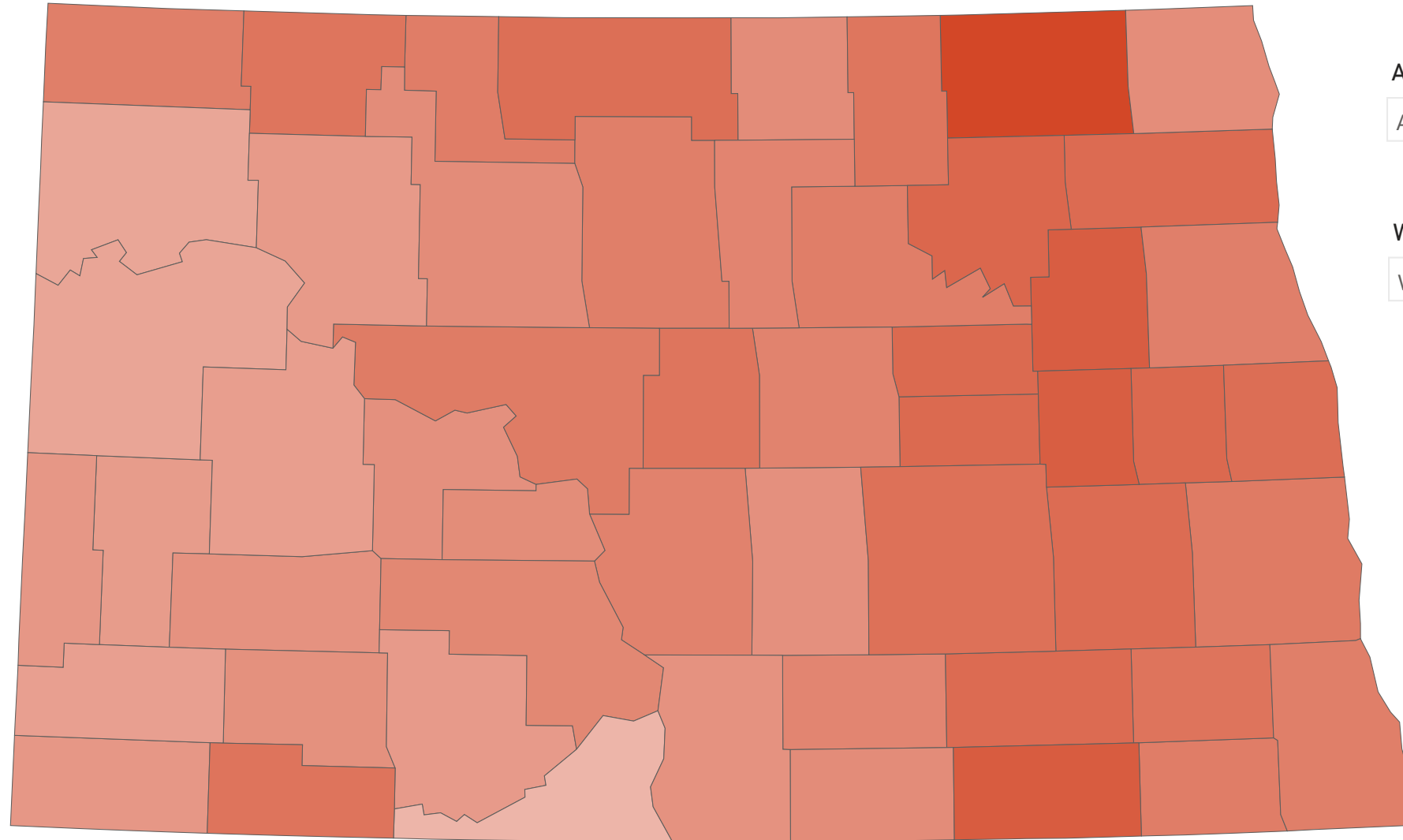


State-wide Flu Coverage for Adults >= 19

Age Group ● Adults 19 and older



County-level Flu Coverage Rates for the 2020-21 Season



Age Group

All ND 6 months and older

Week

WEEK52

County-level coverage rate data is calculated for the percent of North Dakotans in each age group that have received at least one dose of influenza vaccine so far this flu season and live in the selected North Dakota county.