

2019-20 Weekly Influenza Update

Preliminary data through week 202016, the week ending 04/18/2020

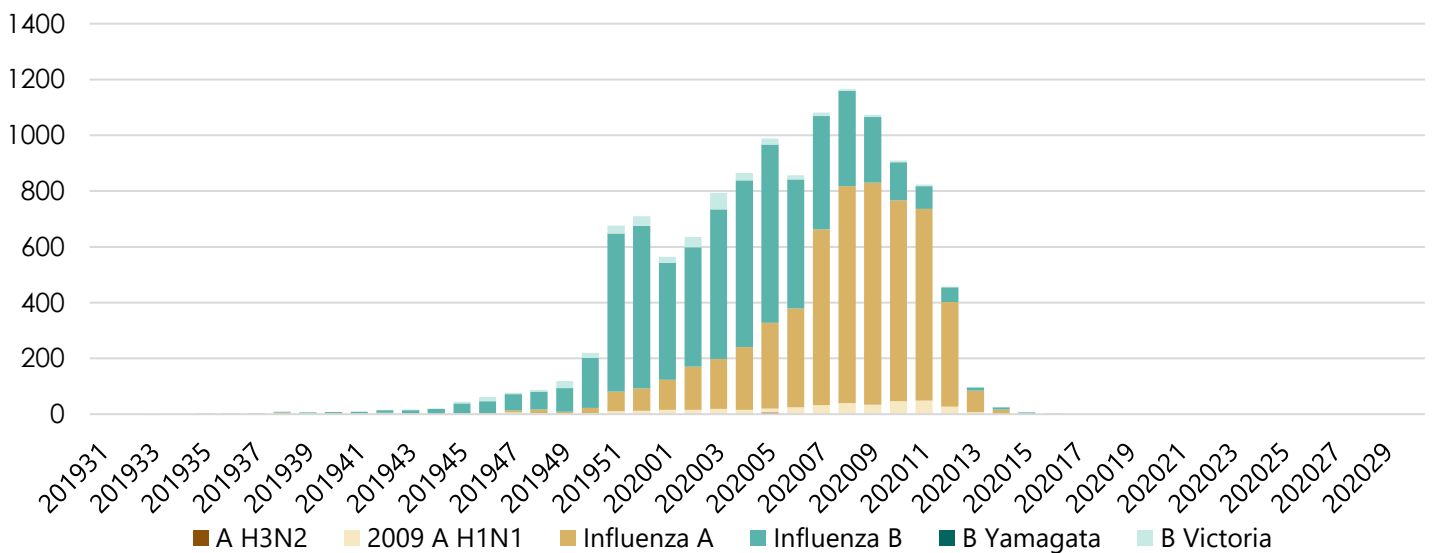
Edited by: Levi Schlosser, Influenza Surveillance Coordinator

Overview

As of this week:	This season (2019-20)	Last season (2018-19)
Cases reported for the week	2	149
Cumulative cases for season	12,434	7,733
Activity level	Sporadic	Regional

The number of flu cases remains low for the previous week, with only two confirmed cases of influenza. Despite the lower number of laboratory-confirmed influenza cases, we are still getting reports influenza-like illness outbreaks in long term care facilities. Flu activity remains low across the nation, and the percent of emergency department visits for influenza-like illness is continuing to decline. It is important to remember that with COVID-19 circulating, steps that can be taken to prevent the spread of all respiratory illnesses are increasingly important.

Number of Reported Laboratory-Identified Influenza Cases by Week Number

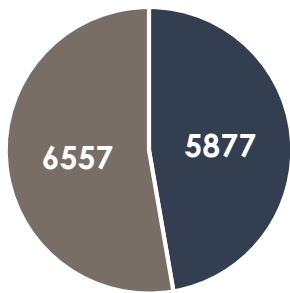


Number of cases:	A H3N2	2009 A H1N1	Influenza A	Influenza B	B Yamagata	B Victoria
This week	0	0	1	1	0	0
This season	23	375	5630	6039	3	364

Laboratory-confirmed influenza is a reportable disease in North Dakota. Influenza "cases" include people that have tested positive for influenza in a healthcare setting. It does not include people with influenza who did not seek healthcare, or who were diagnosed without a lab test, which is common. The true number of people with influenza in North Dakota is underrepresented, but case data allows us to see where and in what populations influenza is circulating. It also provides context regarding how the current season compares with previous seasons. Find more information about cases on www.ndflu.com.

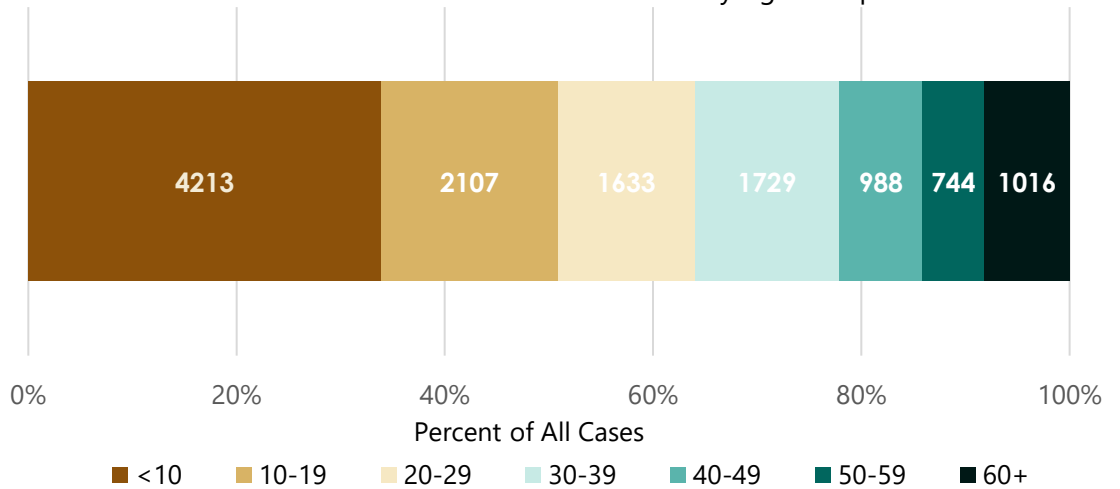
Case Demographics

Case Count for Lab-Confirmed Cases by Gender

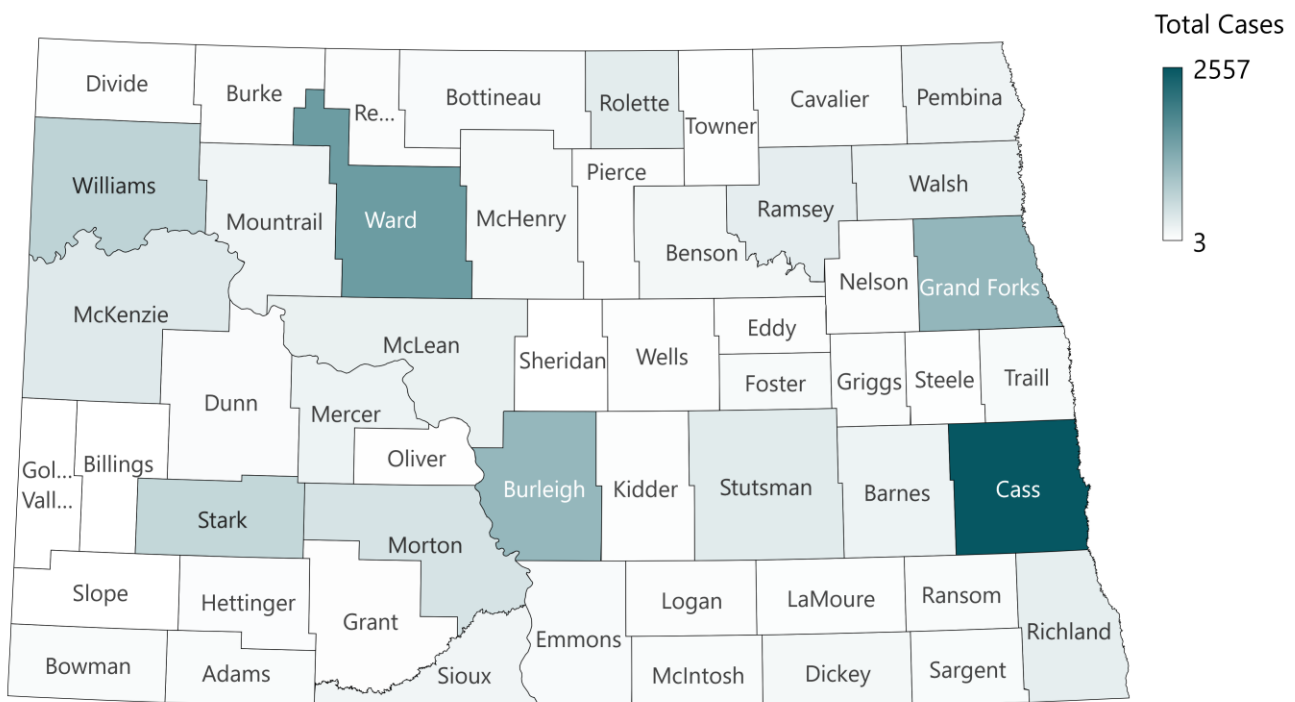


■ MALE ■ FEMALE

Case Count for Lab-Confirmed Cases by Age Group



Cases by **County**



Powered by Bing
© GeoNames, Navteq

Outbreaks

During the influenza season, influenza outbreaks are common anywhere people gather, including schools, child care centers, and health care facilities. Outbreaks of influenza or influenza-like illness may be reported to the NDDoH. The following outbreaks have been reported this season:

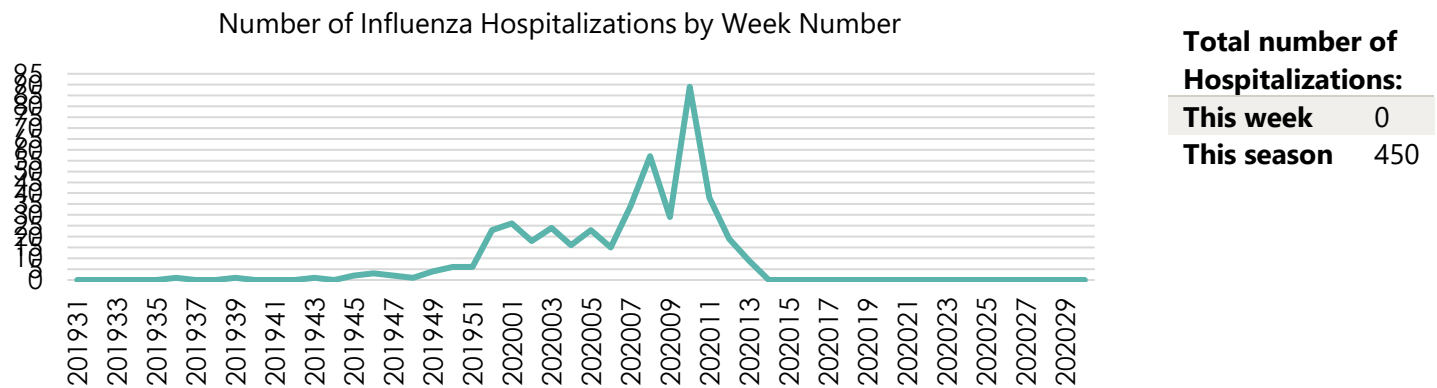
Setting	Number of outbreaks	Identified pathogens
Long Term Care, Basic Care, Assisted Living	25	Influenza A, B
Schools	2	-
Child Care Centers	5	Influenza A, B

Surveillance Programs

In addition to case reporting, the NDDoH uses a variety information sources to fully describe of what is happening during the influenza season.

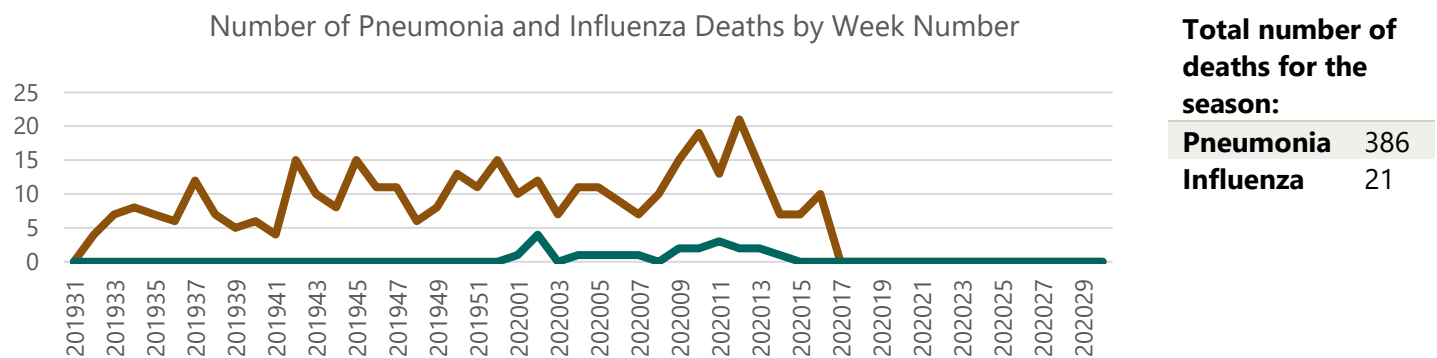
Hospitalizations

This season, the NDDoH has introduced a new influenza hospitalization surveillance program. Select North Dakota hospitals report the number influenza-related hospitalizations weekly to the NDDoH. Because this surveillance methodology is new, hospitalization numbers this year may not be comparable to previous years.



Deaths

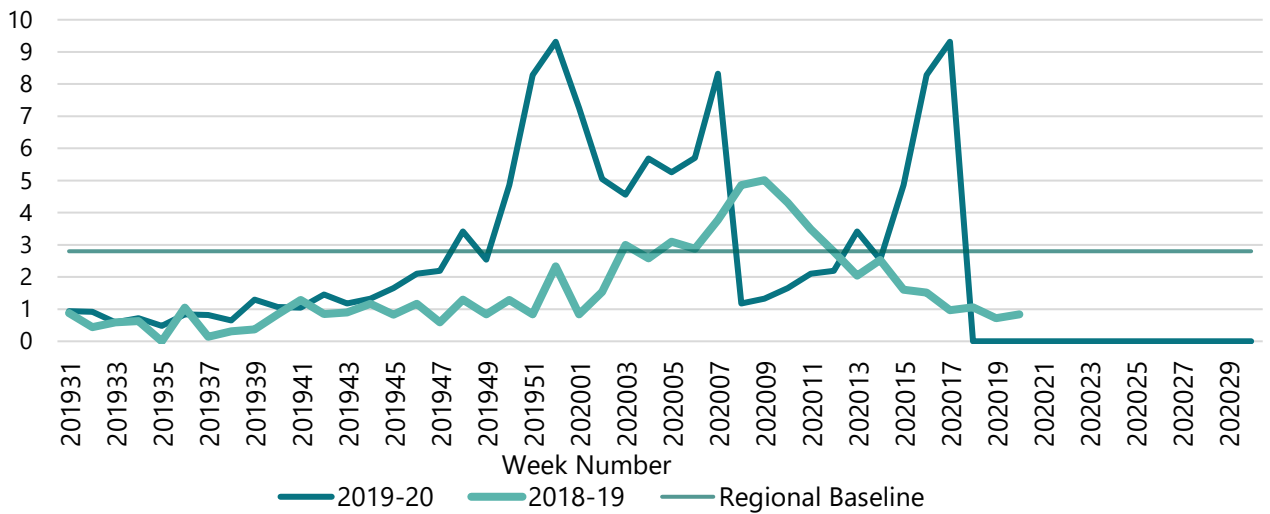
Data on pneumonia and influenza deaths is obtained from Vital Records and based on the cause of death listed on the death certificate.



Outpatient Influenza-like Illness

The NDDoH participates in the national U.S. Outpatient Influenza-like Illness Surveillance Network (ILINet). Data from participating outpatient providers in North Dakota are pooled to create a state-wide estimate for the weekly percent of healthcare visits due to influenza-like illness (ILI). Patients presenting with a fever of 100°F or greater and a cough and/or sore throat are considered to have ILI. For more information on state and national ILINet data, see [FluView Interactive](#).

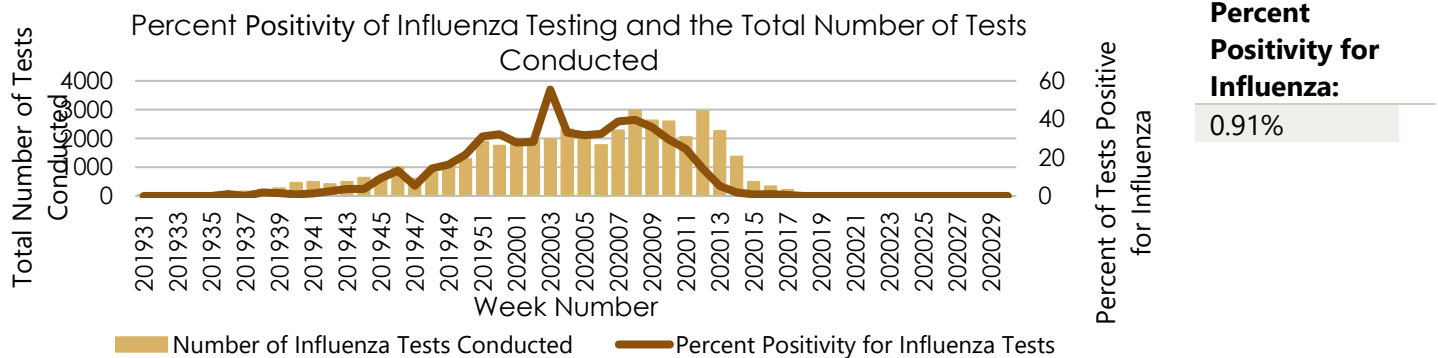
Percent of Outpatient Visits Due to Influenza-like Illness by Week, Current and Previous Season

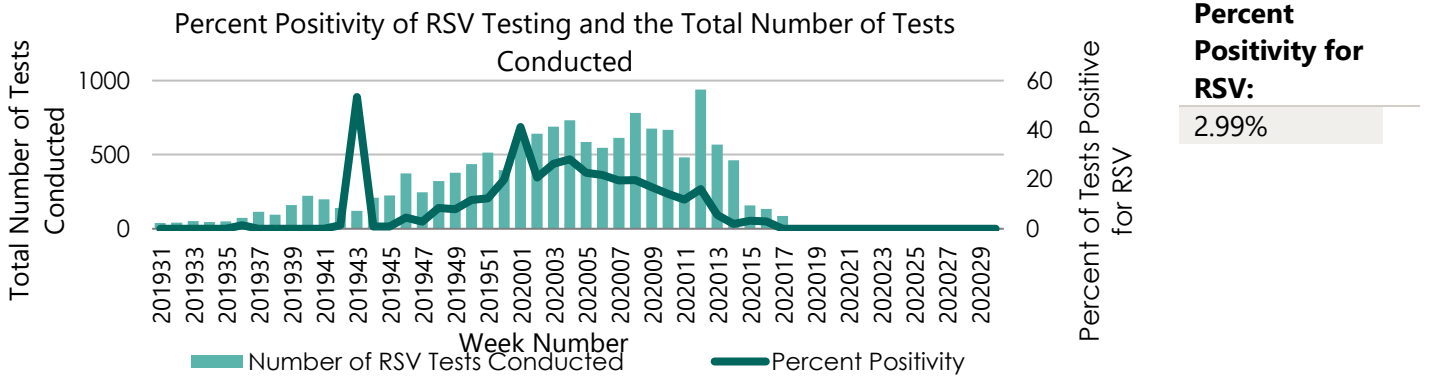


Week Number	Percent ILI	# ILI 0-4 age group	# ILI 5-24 age group	# ILI 25-49 age group	# ILI 50-64 age group	# ILI 65+ age group	Total # visits
202013	6.26%	25	33	44	16	11	2062
202014	3.43%	14	10	25	4	7	135
202015	0.00%	0	0	2	0	0	92
202016	1.49%	3	3	16	4	5	2083

Sentinel Laboratory Data

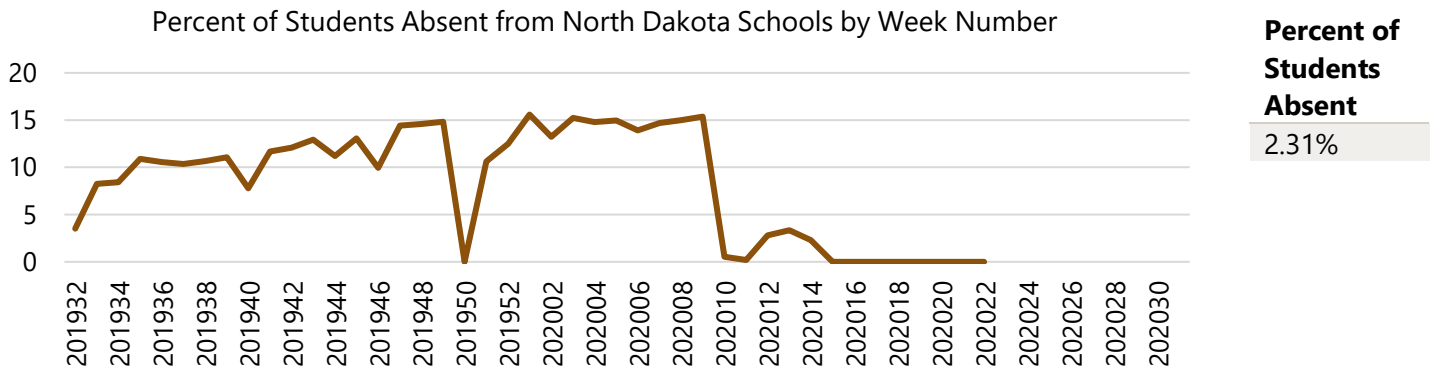
The NDDoH receives influenza and RSV testing data from participating sentinel laboratories across the state. The total number of positive tests and the total number of tests conducted are reported and used to create a state-wide percent positivity statistic. For influenza, percent positivity of 10% or greater indicates "season level" influenza activity.



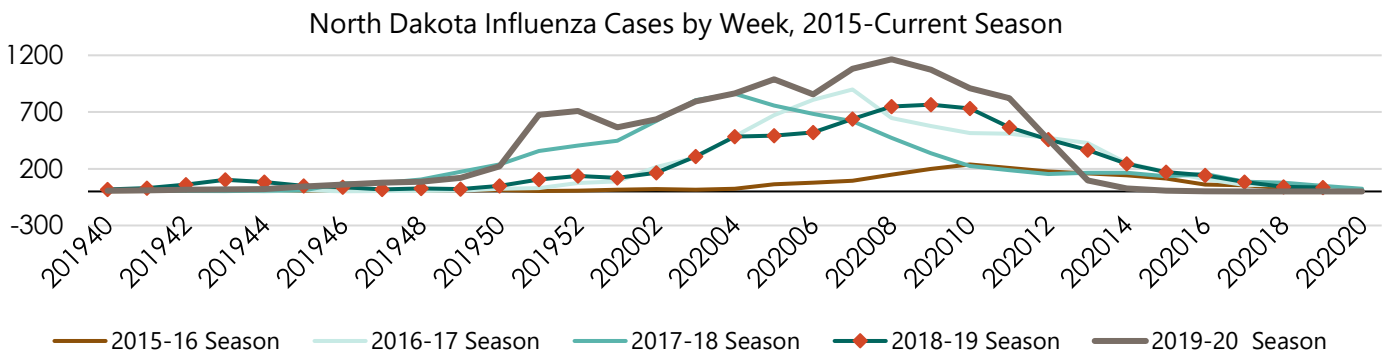


School Absenteeism

During the influenza season, increases in school absenteeism data can be used as an early indicator for influenza circulation. The NDDoH received absenteeism data from a majority of schools in the state. Data here include absences for all reasons.



Multi-season Comparison

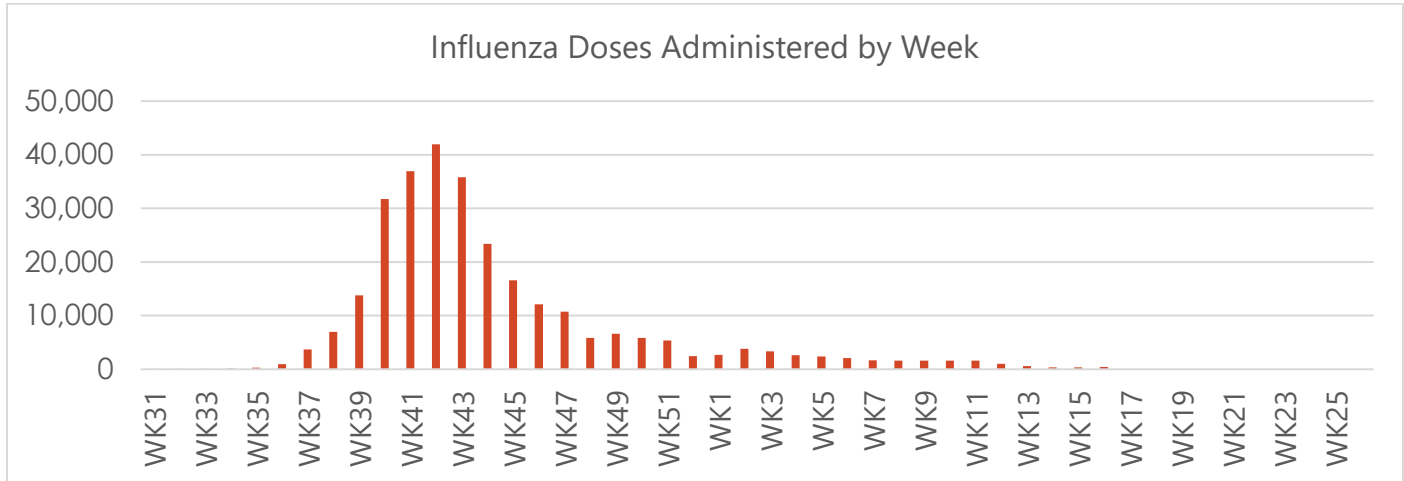


Season	Total Cases	Peak Week (week ending)	Predominant Strain
2015-16	1,942	3/12/2016	2009 A H1N1
2016-17	7,507	2/18/2017	A H3N2
2017-18	8,498	1/27/2018	A H3N3
2018-19	7,946	3/27/2019	2009 A H1N1
2019-20	12,434 (current)	2/22/2020	2009 A H1N1

2019-20 Vaccination Stats

Vaccine Doses Administered

The North Dakota Immunization Information System (NDIIS) provides information on vaccines given in North Dakota. Vaccines given to children are required to be entered into the NDIIS, while vaccines given to adults are often entered into the NDIIS but are not required to be entered. Many providers in North Dakota have established an electronic connection with the NDIIS, allowing all vaccinations for that provider to be sent to the NDIIS automatically. A total of **289,146** doses of 2019-20 influenza vaccine have been entered into the NDIIS so far this season.



Vaccination Rates by Age

NDIIS data can also be used to estimate the percent of North Dakotans in each age group that have received an influenza vaccination so far this season. This week, the age group with the highest rates is **65 years and older** with **54.6%**, and the age group with the lowest vaccination rate is **19-49 year-olds**, with **21.6%**.

