

Through week **201802**, the week ending **1/13/2018**

Edited by: Jill K Baber, MPH

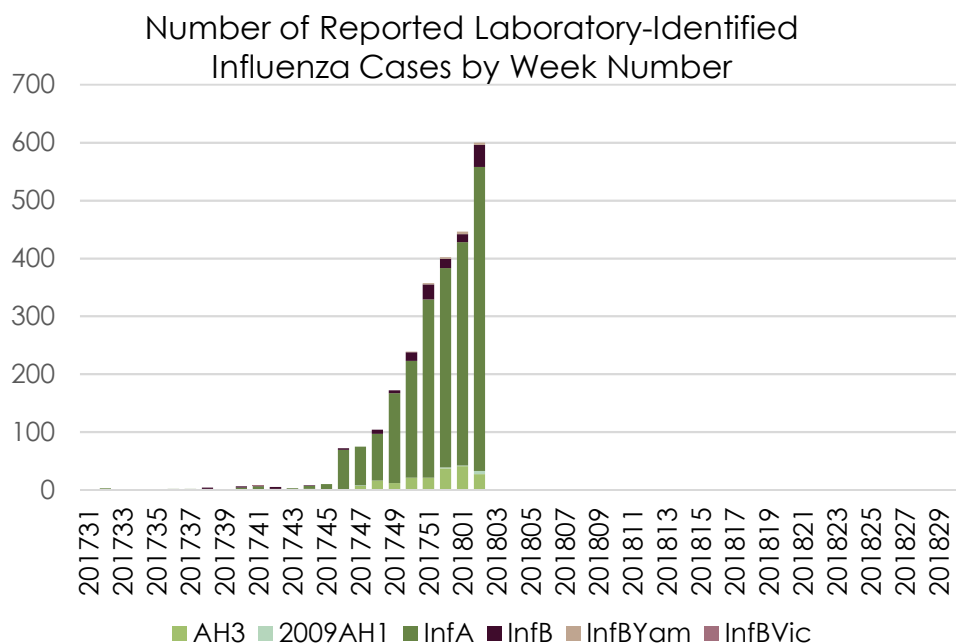
All data are preliminary and based on reports received at the time of publication.

Published 1/18/2018

As of week 2:	This season (2017-18)	Last season (2016-17)
Cases reported for week	600	216
Cumulative cases for season	2520	496
Activity level	Widespread	Widespread

Influenza indicators for North Dakota jumped again this week, and influenza has been a hot topic in the news of late. It is a little too soon to tell if we will be having a moderate or severe season this season—influenza is, as always, unpredictable. It is possible we are finally peaking, but that will not be clear for another few weeks.

Preliminary vaccine efficacy data will be available for the United States mid-February as usual. The influenza vaccine is still recommended even when efficacy rates are not the best because the vaccine can still help prevent more serious influenza complications.

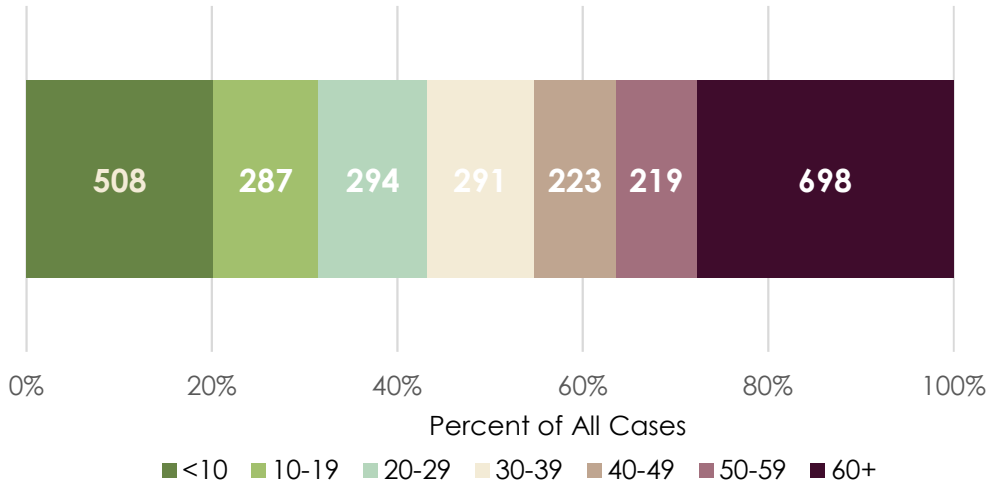


Influenza Cases by Type	
A, unspecified	2170
2009 A H1N1	10
A H3	192
B, unspecified	133
B Yamagata	14
B Victoria	1

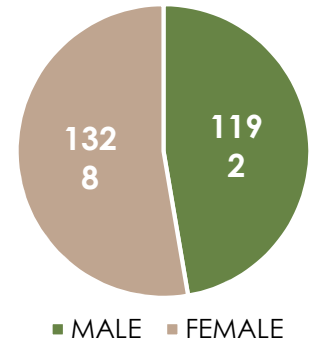
All laboratory-identified cases of influenza (including identification via rapid test) are reportable in North Dakota. Statistics do not include data from people who did not seek medical care for their illness, or who sought medical care but were diagnosed based on symptoms, not with a laboratory test.

Demographic Data

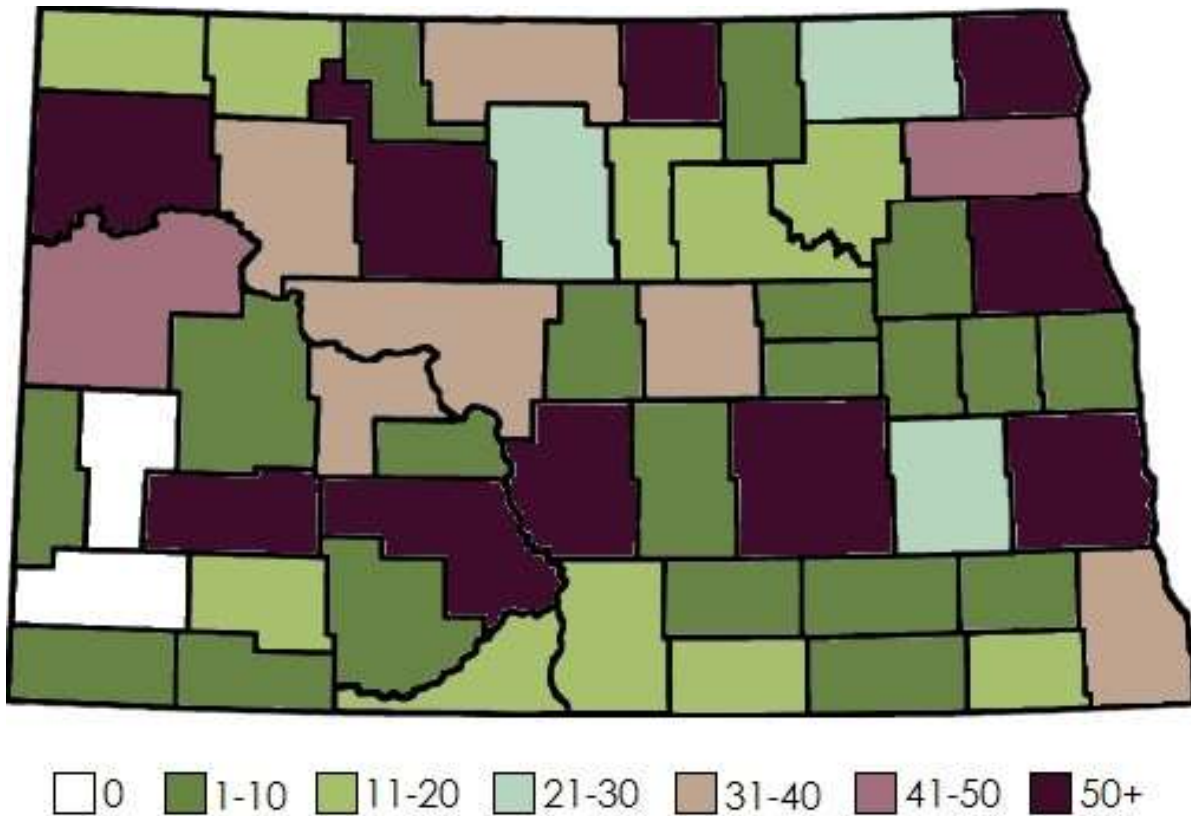
Case Count for Lab-Confirmed Cases by Age Group



Case Count for Lab-Confirmed Cases by Gender



Lab-Confirmed Cases by County

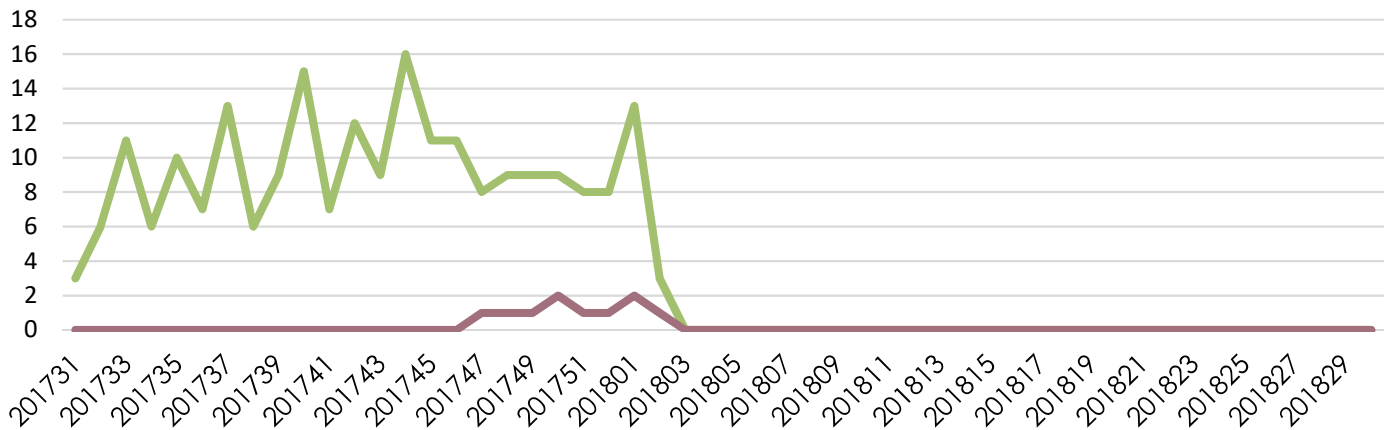


Deaths, Hospitalizations, and Outbreaks

Deaths The NDDoH obtains death information from state Vital Records data. For surveillance, both influenza and pneumonia death information is collected. Although a variety of pathogens can cause severe pneumonia, we know that when influenza is circulating, influenza contributes considerably to the number of pneumonia deaths, even when influenza is not diagnosed or coded on the death certificate.

Number of Deaths for 2017-18	
Pneumonia	219
Influenza	10

Number of **Pneumonia** and **Influenza** Deaths by Week Number



Hospitalizations There have been **145** influenza-related hospitalizations reported for the 2017-18 season. Hospitalization status for influenza cases is not required to be reported. This information is also not received with electronic laboratory reports, greatly decreasing the number of hospitalizations reported to the NDDoH. We are currently exploring more reliable ways to receive this data.

Outbreaks Influenza or influenza-like illness outbreaks in institutional settings (schools, long term & basic care facilities, prisons, etc.) and in the general community are common during the influenza season. Institutional outbreaks are mandatorily reportable to the NDDoH. There have been **19** reported outbreaks of influenza-like illness in long term, assisted, or basic care settings; 15 caused by Influenza A (not subtyped), one caused by influenza A H3N2, and three caused by influenza B.

The NDDoH has also received a report of one influenza A outbreak in a child care setting.

Multi-Season Comparison

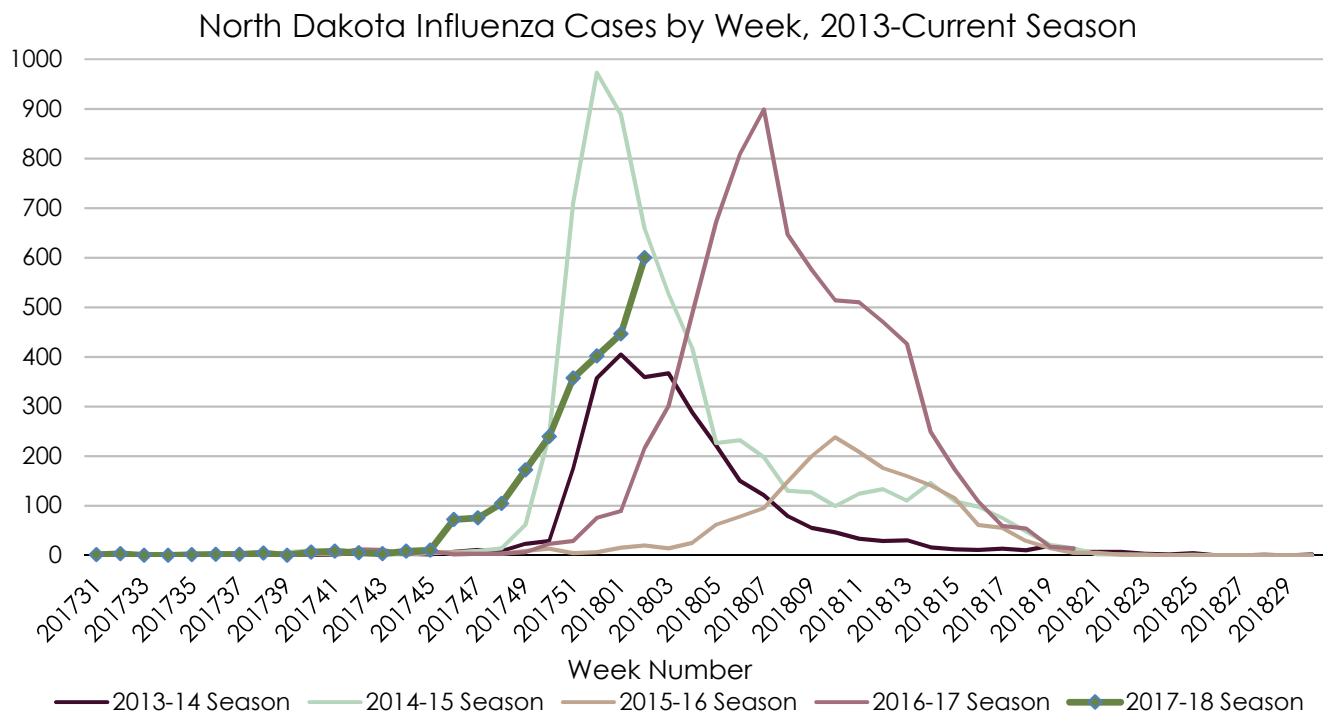
Season	Total Cases	Peak Week (week ending)	Predominant Strain
2013-14	2,923	1/4/2014	2009 A H1N1
2014-15	6,443	12/27/2014	A H3N2
2015-16	1,942	3/12/2016	2009 A H1N1
2016-17	7,507	2/18/2017	A H3N2
2017-18	2,520	TBD	A H3N2

For influenza A subtyping, a large majority of subtyped North Dakota A's have been A H3N2. This trend matches the current national trend for influenza A subtyping. At this point it is looking very likely that A H3N2 will predominate in North Dakota this

season.

A variety of changes over the past few years has made comparing influenza case data over time more difficult. Widespread use electronic laboratory reporting in recent years has greatly reduced underreporting and increased our case counts. This is likely why the 2016-17 season, a fairly moderate season, saw our highest seasonal case counts on record. Starting this season, however, many of our providers and facilities, including those of our largest health system, are currently transitioning to new influenza testing protocol that affects who is tested and when testing occurs. The result will be fewer people tested, but higher data reliability.

Changes in how data are collected over time are inevitable. These changes are not bad, but need to be considered when reviewing data over time.



Sentinel Surveillance: Outpatient Influenza-like Illness

The North Dakota Department of Health (NDDoH) participates with other states and jurisdictions in the U.S. Outpatient Influenza-like Illness Surveillance Network (ILINET). Data from this project is used in the CDC's weekly FluView report. Participating outpatient clinics send data on the number of patients in each of five age groups experiencing ILI, and the number of patients seen for any reason each week. ILI is defined as:

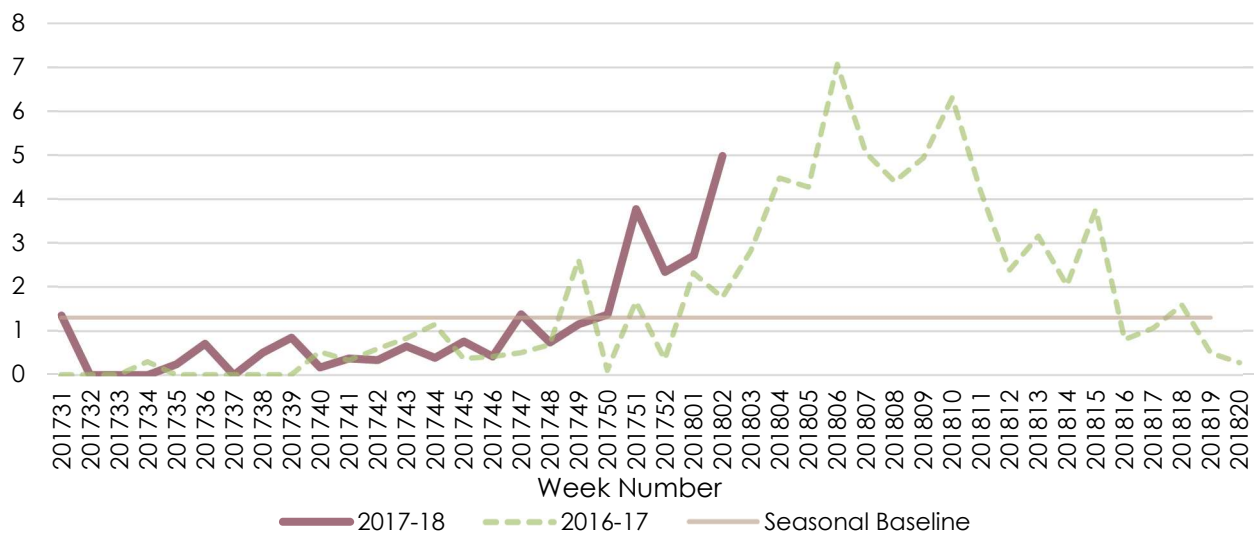
Fever of 100°F or greater
with
A cough AND/OR sore throat

Data for all providers is pooled, and a state-wide statistic for percent of visits for ILI is produced. In North Dakota, a percent ILI of **1.3%** or greater is considered season-level activity.

Current Activity This week, ILI is **4.98%**. We are above the seasonal baseline.

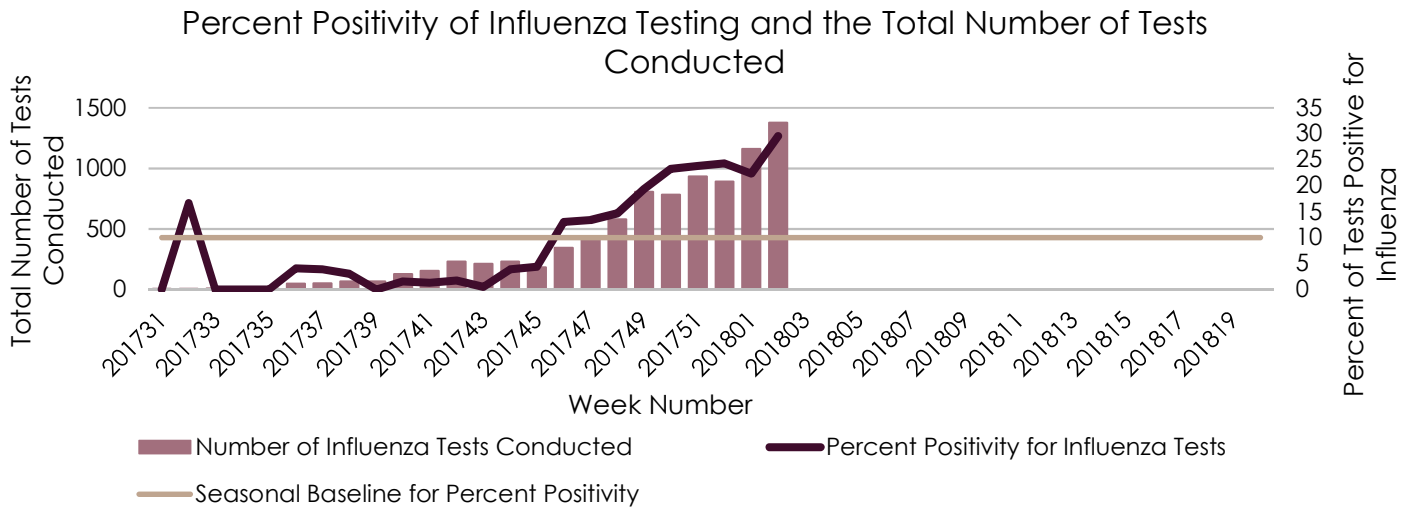
Week Number	2017-18 Percent ILI	# ILI 0-4 age group	# ILI 5-24 age group	# ILI 25-49 age group	# ILI 50-64 age group	# ILI 65+ age group	Total # visits
201751	3.78%	9	30	18	7	4	1800
201752	2.35%	8	4	7	6	6	1321
201801	2.72%	6	7	10	6	5	1252
201802	4.98%	9	27	18	9	1	1284

Percent of Outpatient Visits Due to Influenza-like Illness by Week, Current and Previous Season



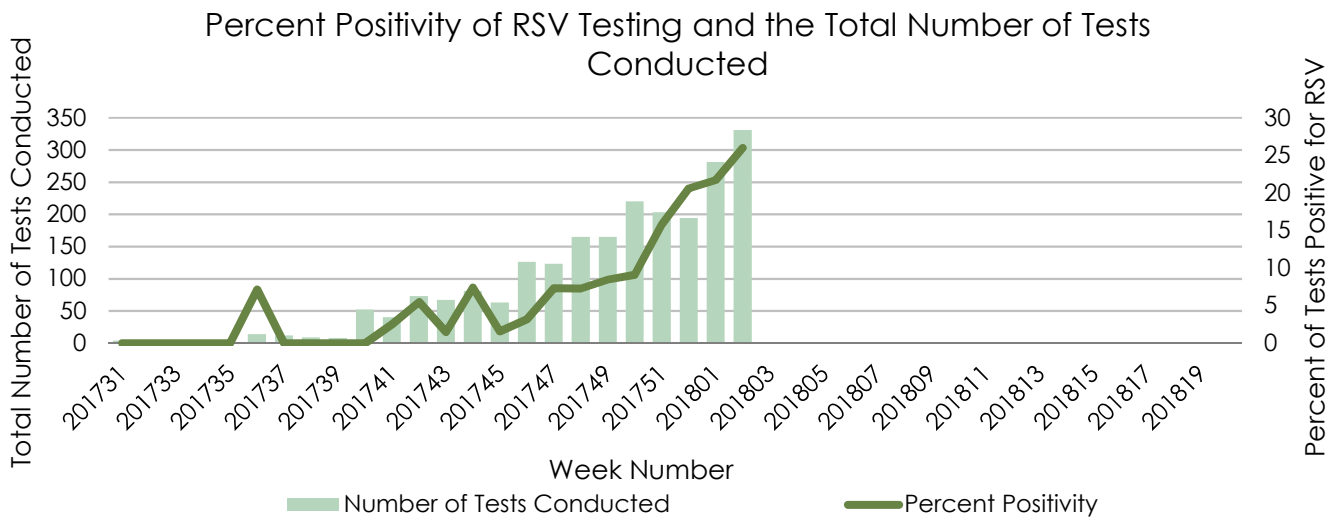
Sentinel Surveillance: Laboratory Data

Laboratory Surveillance: Influenza The NDDoH receives influenza testing data from participating sentinel laboratories across North Dakota. The total number of influenza tests (all testing methodologies) and the total number of those tests that are positive are reported each week. Data for all labs is pooled, and a state-wide percent positivity statistic is produced. Percent positivity for influenza testing of 10% or greater is considered a general indicator for season-level influenza activity. **This week, percent positivity for influenza is 29.58%.**



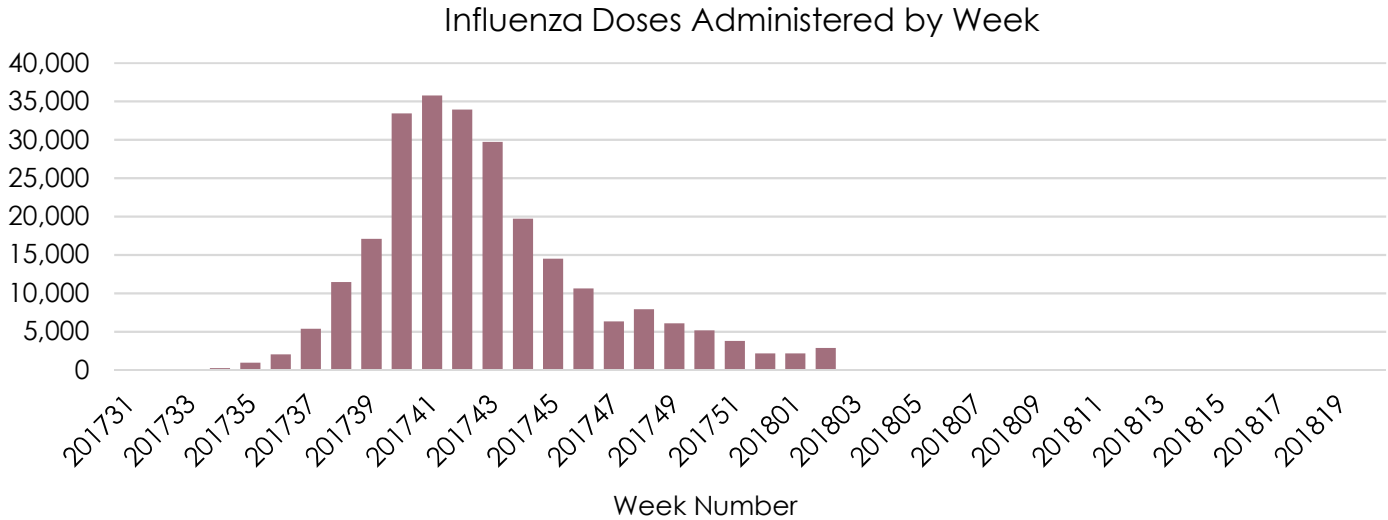
Laboratory Surveillance: Respiratory Syncytial Virus (RSV) The NDDoH receives similar testing data for RSV. RSV is a common respiratory virus best known for affecting children; however, a person in any age group can become ill and people can get RSV multiple times. RSV also occurs seasonally, over a time period similar to influenza.

This week, percent positivity for RSV is 25.98%.

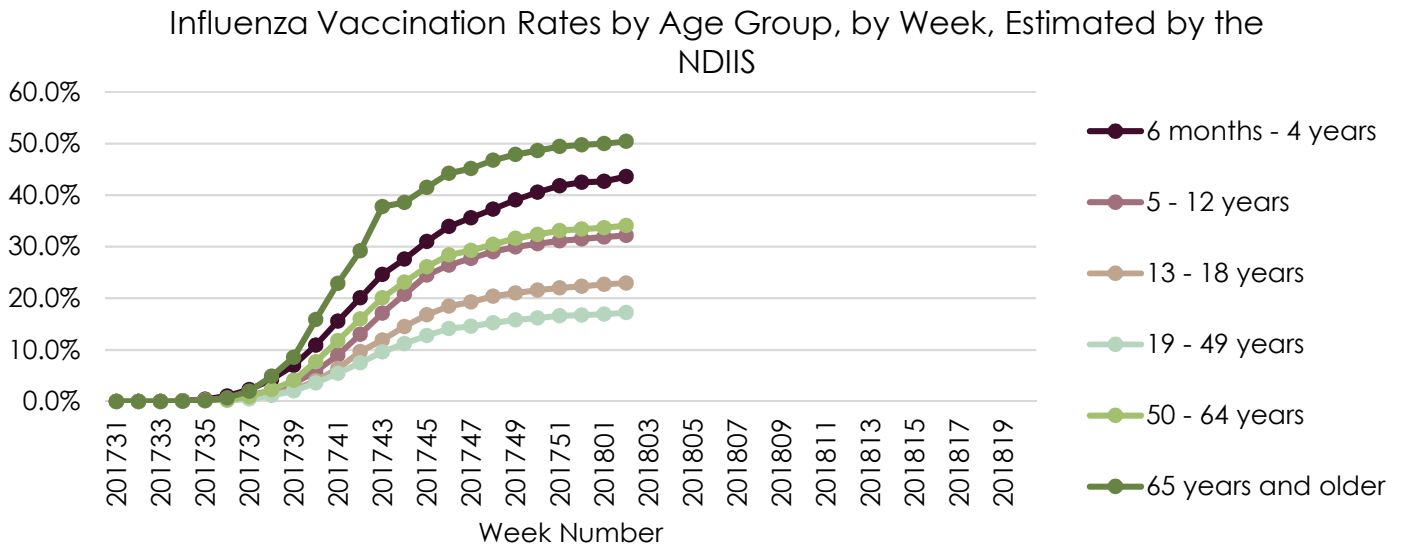


Influenza Vaccination Statistics

Vaccine Doses Administered The North Dakota Immunization Information System (NDIIS) provides information on vaccines given in North Dakota. Vaccines given to children are required to be entered into the NDIIS, while vaccines given to adults are often entered into the NDIIS, but are not required to be entered. Many providers in North Dakota have established an electronic connection with the NDIIS, allowing all vaccinations for that provider to be sent to the NDIIS automatically. A total of **251,501** doses of 2017-18 influenza vaccine have been entered into the NDIIS so far this season.



Vaccination rates by Age Group NDIIS data can also be used to estimate the percent of North Dakotans in each age group that have received an influenza vaccination so far this season. This week, the age group with the highest rates is **65+** with **50.4%**, and the age group with the lowest vaccination rate is **19-49 year-olds**, with **17.2%**.



Additional Information and Announcements

National Influenza Surveillance National influenza activity and surveillance information is available from the CDC FluView website at: www.cdc.gov/flu/weekly/, and is updated every Friday.

Need a flu vaccine? Visit www.vaccinefinder.org to find locations providing influenza vaccine near you.

Are you interested in tracking flu/helping others track flu? Join **Flu Near You!** Flu Near You is a website where users self-report symptoms on a weekly basis. Information on influenza-like illness is aggregated at the regional, state, and national level and presented on the Flu Near You website. The website also provides information on where people can get vaccinated for flu. Information at the symptom level is available in aggregate form to state health departments. We will be adding North Dakota Flu Near You data to this report in the coming weeks. If you are interested in participating in Flu Near You, visit www.flunearyou.org.

ILINet Recruitment The NDDoH and CDC are looking for more outpatient providers to participate in the ILINet sentinel surveillance program. Data from this program is used at the state and national level for seasonal decision making. A large majority of current and past participants report participation takes less than 15 minutes each week. If your outpatient clinic is interested and willing to participate, please contact Jill Baber at jbaber@nd.gov or 701.328.3341. For more information see our brochure: <http://www.ndflu.com/Reporting/ILINetBrochure.pdf>.

Subscribe to this Report If you did not receive this report directly and would like to, please contact Jill Baber at jbaber@nd.gov or 701.328.3341 to be added to the weekly report email group.

Contact Information For information on influenza surveillance, contact the North Dakota Department of Health Division of Disease Control at 701.328.2378 or visit www.ndflu.com.

