

Through week **201750**, the week ending **12/16/2017**

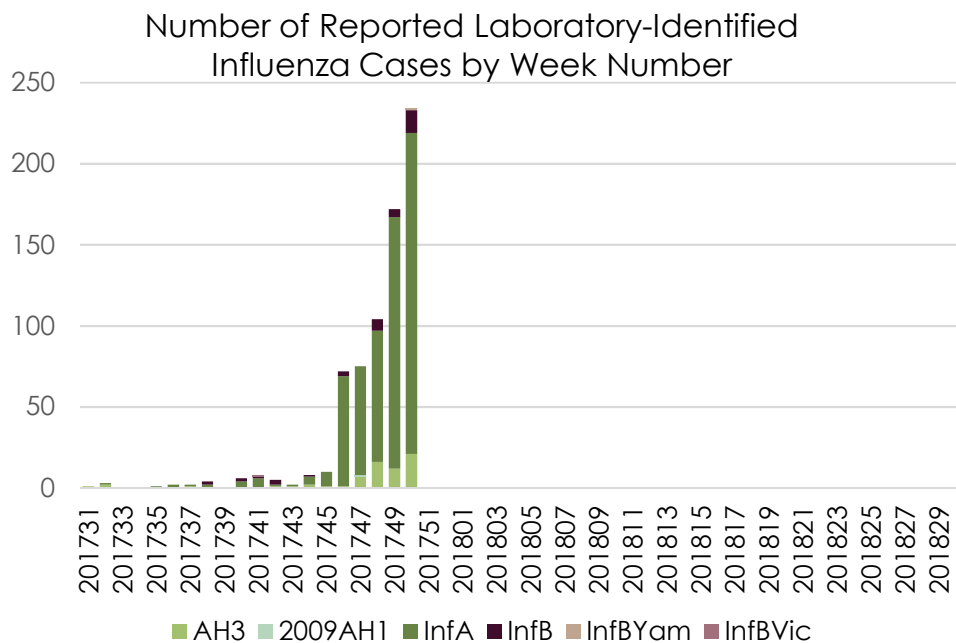
Edited by: Jill K Baber, MPH

All data are preliminary and based on reports received at the time of publication. Published 12/21/2017

<b>As of week 50:</b>	<b>This season (2017-18)</b>	<b>Last season (2016-17)</b>
Cases reported for week	<b>234</b>	23
Cumulative cases for season	<b>709</b>	87
Activity level	<b>Widespread</b>	Local

Influenza activity is now widespread throughout the state. Case counts increased again this week, and other influenza indicators are above their seasonal baselines. We do not know how long it will take to reach our seasonal peak, but cases will most likely continue to increase for several weeks at least.

It is not too late to get vaccinated for influenza. Even though we are having an early influenza season, there is still plenty of influenza season left to go. Everyone six months of age and older who can be vaccinated is recommended to do so as soon as possible. The vaccine takes about two weeks to provide protection. Even when vaccinated people do get the flu, vaccinated people tend to be less sick, and are less likely to have severe outcomes because of their illness.

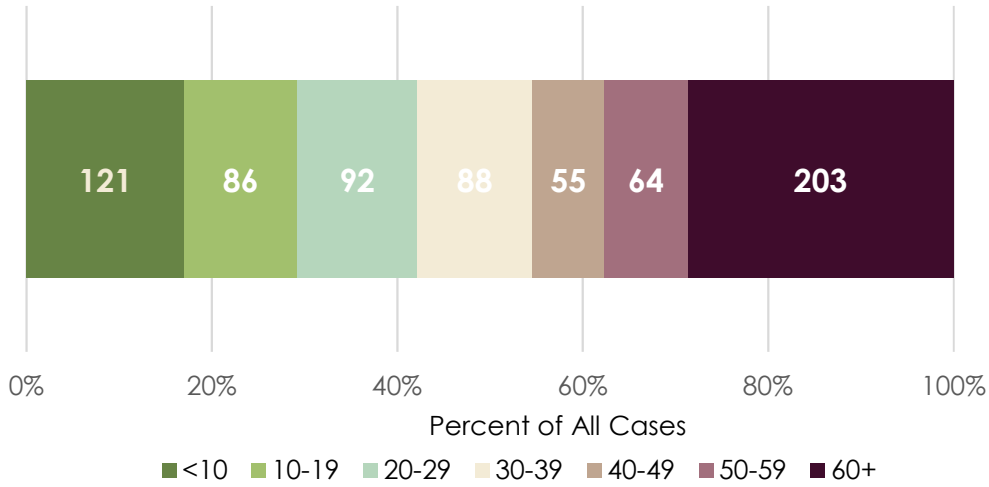


Influenza Cases by Type	
<b>A, unspecified</b>	602
2009 A H1N1	1
A H3	66
<b>B, unspecified</b>	38
B Yamagata	1
B Victoria	1

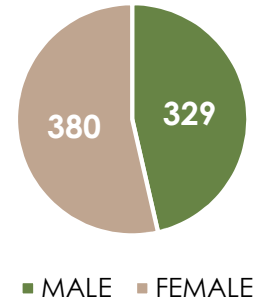
All laboratory-identified cases of influenza (including identification via rapid test) are reportable in North Dakota. Statistics do not include data from people who did not seek medical care for their illness, or who sought medical care but were diagnosed based on symptoms, not with a laboratory test.

## Demographic Data

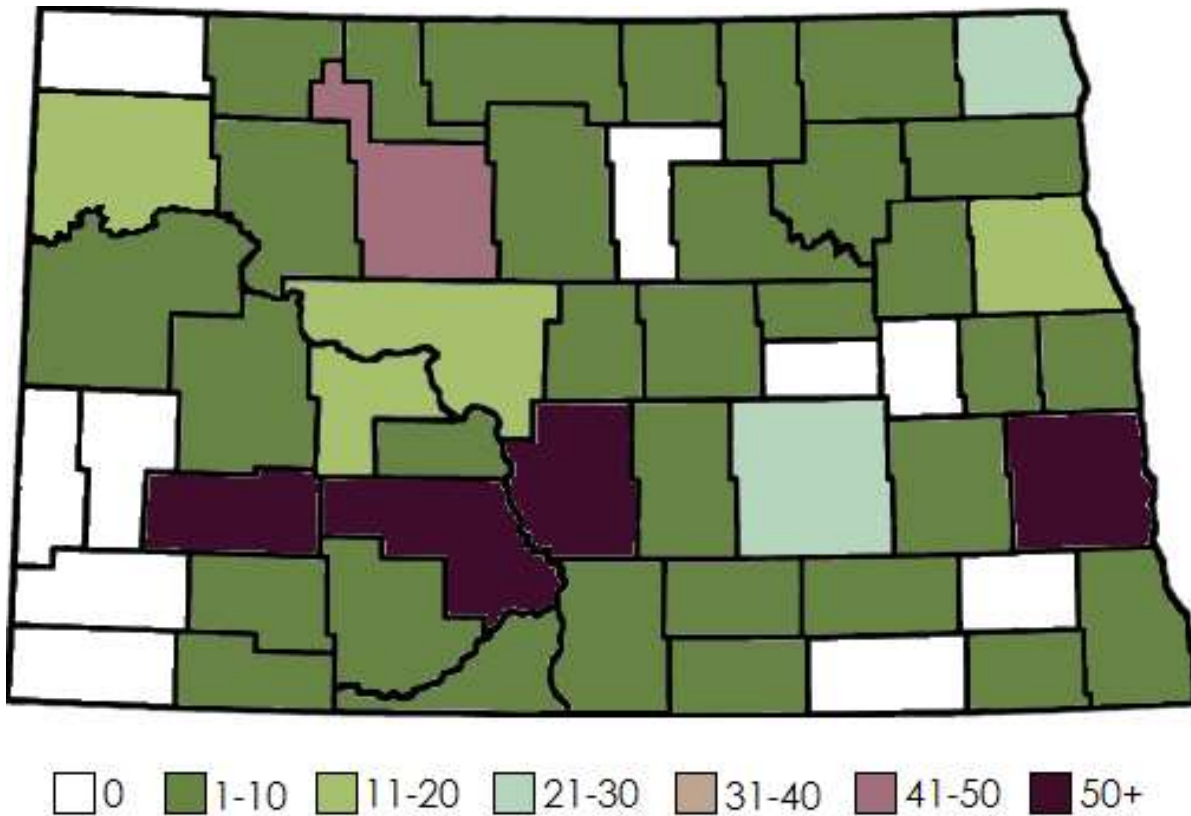
### Case Count for Lab-Confirmed Cases by Age Group



### Case Count for Lab-Confirmed Cases by Gender



### Lab-Confirmed Cases by County

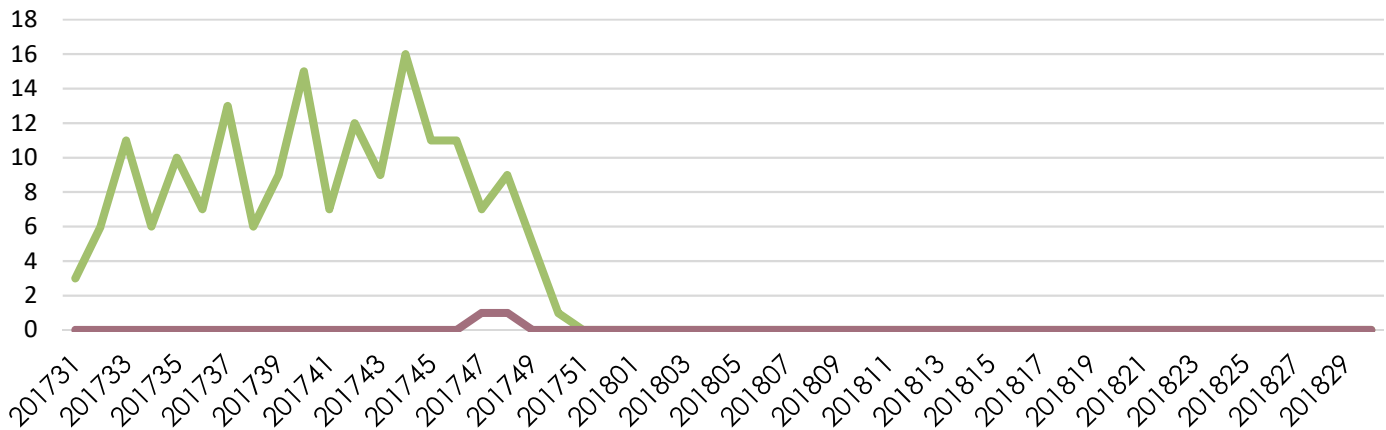


## Deaths, Hospitalizations, and Outbreaks

**Deaths** The NDDoH obtains death information from state Vital Records data. For surveillance, both influenza and pneumonia death information is collected. Although a variety of pathogens can cause severe pneumonia, we know that when influenza is circulating, influenza contributes considerably to the number of pneumonia deaths, even when influenza is not diagnosed or coded on the death certificate.

Number of Deaths for 2017-18	
<b>Pneumonia</b>	174
<b>Influenza</b>	2

Number of **Pneumonia** and **Influenza** Deaths by Week Number



**Hospitalizations** There have been **44** influenza-related hospitalizations reported for the 2017-18 season. Hospitalization status for influenza cases is not required to be reported. This information is also not received with electronic laboratory reports, greatly decreasing the number of hospitalizations reported to the NDDoH. We are currently exploring more reliable ways to receive this data.

**Outbreaks** Outbreaks in institutions (schools, long term & basic care facilities, prisons, etc.) are reportable to the North Dakota Department of Health. There have been **6** reported outbreaks of influenza-like illness in long term or basic care settings, five caused by Influenza A (not subtyped), and one caused by influenza A H3N2.

Outbreaks in schools, assisted living facilities, workplaces, and in the general community are common during the influenza season.

## Multi-Season Comparison

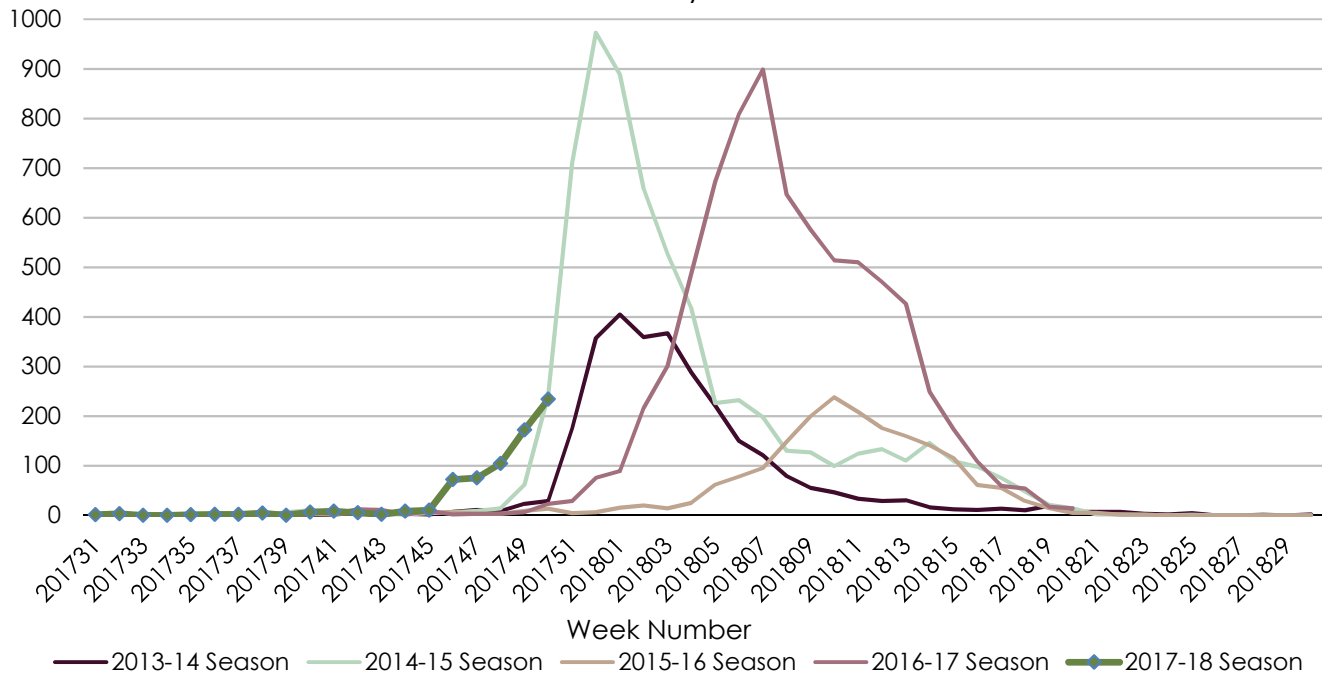
Season	Total Cases	Peak Week (week ending)	Predominant Strain
<b>2013-14</b>	2,923	1/4/2014	2009 A H1N1
2014-15	6,443	12/27/2014	A H3N2
2015-16	1,942	3/12/2016	2009 A H1N1
2016-17	7,507	2/18/2017	A H3N2
<b>2017-18</b>	<b>709</b>	<b>TBD</b>	<b>TBD</b>

We continue to see an unusual number of cases for this time during the season compared with previous seasons.

For influenza A subtyping, a large majority of subtyped North Dakota A's have been A H3N2. This trend matches the current national trend for influenza A subtyping. At this point, it is looking like this will likely be an influenza A H3N2-predominant season, but we will not know for sure until we are closer to our seasonal peak.

A variety of changes over the past few years has made comparing influenza case data over time more difficult. Widespread use electronic laboratory reporting in recent years has greatly reduced underreporting and increased our case counts. On the other hand, many of our providers and facilities, including those of our largest health system, are currently transitioning to new influenza testing protocol that affects who and when testing occurs. The result will be fewer people tested, but higher data reliability. Changes in how data are collected over time are inevitable. These changes are not bad, but need to be considered when reviewing data over time.

North Dakota Influenza Cases by Week, 2013-Current Season



## Sentinel Surveillance: Outpatient Influenza-like Illness

The North Dakota Department of Health (NDDoH) participates with other states and jurisdictions in the U.S. Outpatient Influenza-like Illness Surveillance Network (ILINET). Data from this project is used in the CDC's weekly FluView report. Participating outpatient clinics send data on the number of patients in each of five age groups experiencing ILI, and the number of patients seen for any reason each week. ILI is defined as:

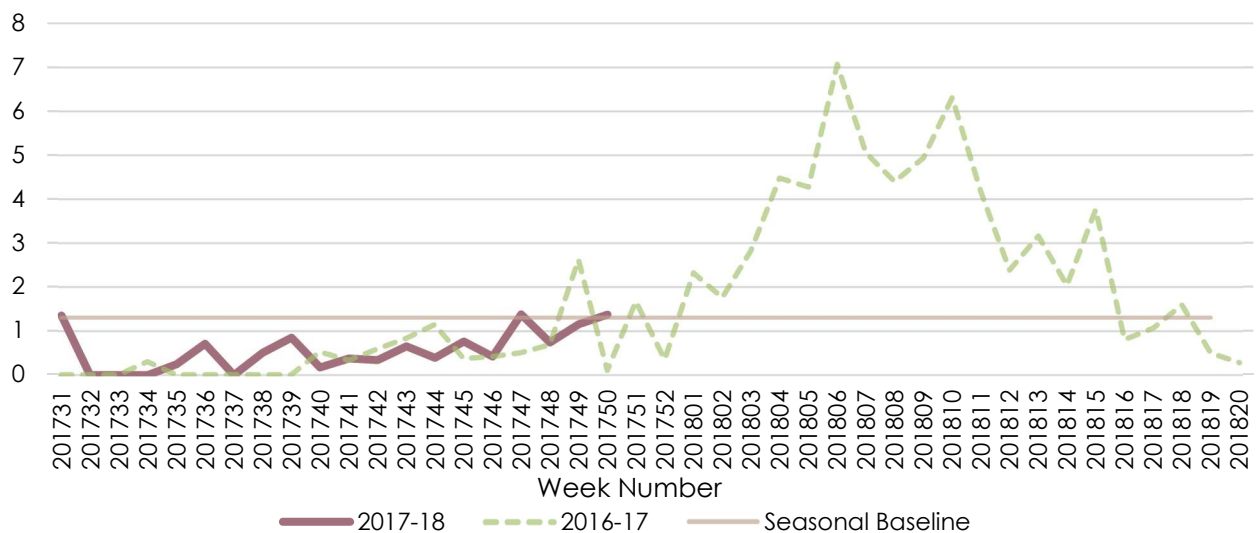
Fever of 100°F or greater  
with  
A cough AND/OR sore throat

Data for all providers is pooled, and a state-wide statistic for percent of visits for ILI is produced. In North Dakota, a percent ILI of **1.3%** or greater is considered season-level activity.

**Current Activity** This week, ILI is **1.37%**. We are above the seasonal baseline.

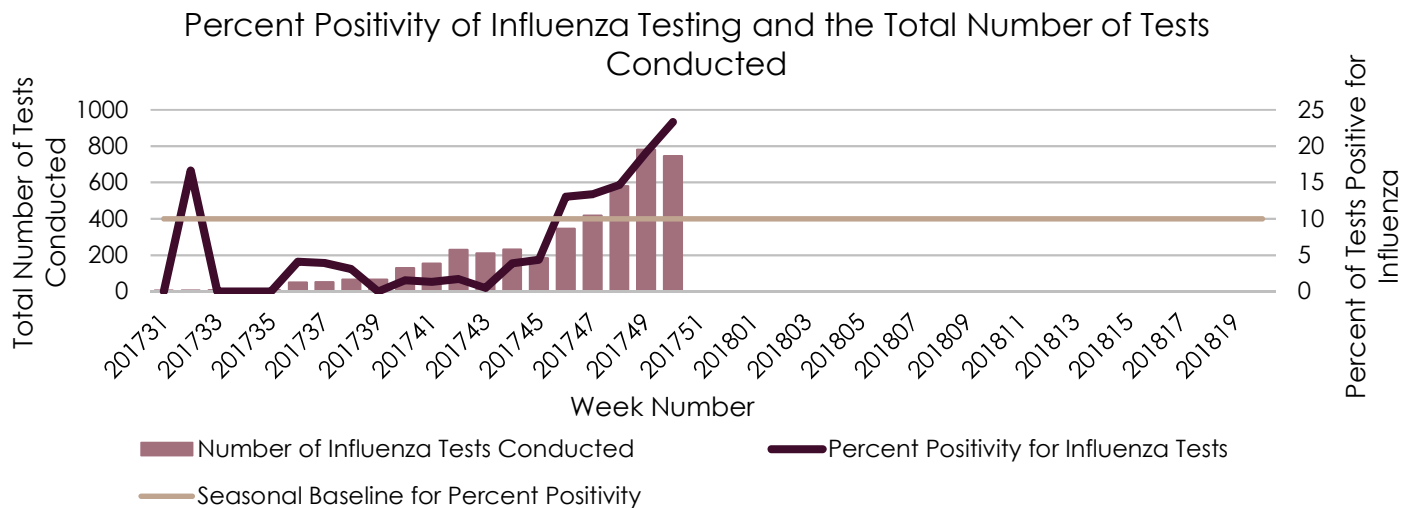
Week Number	2017-18 Percent ILI	# ILI 0-4 age group	# ILI 5-24 age group	# ILI 25-49 age group	# ILI 50-64 age group	# ILI 65+ age group	Total # visits
201747	1.38 %	3	4	4	0	5	1158
201748	0.76%	0	5	4	2	1	1610
201749	1.16%	5	6	2	2	1	1382
<b>201750</b>	<b>1.37%</b>	<b>3</b>	<b>8</b>	<b>6</b>	<b>3</b>	<b>1</b>	<b>1528</b>

Percent of Outpatient Visits Due to Influenza-like Illness by Week, Current and Previous Season



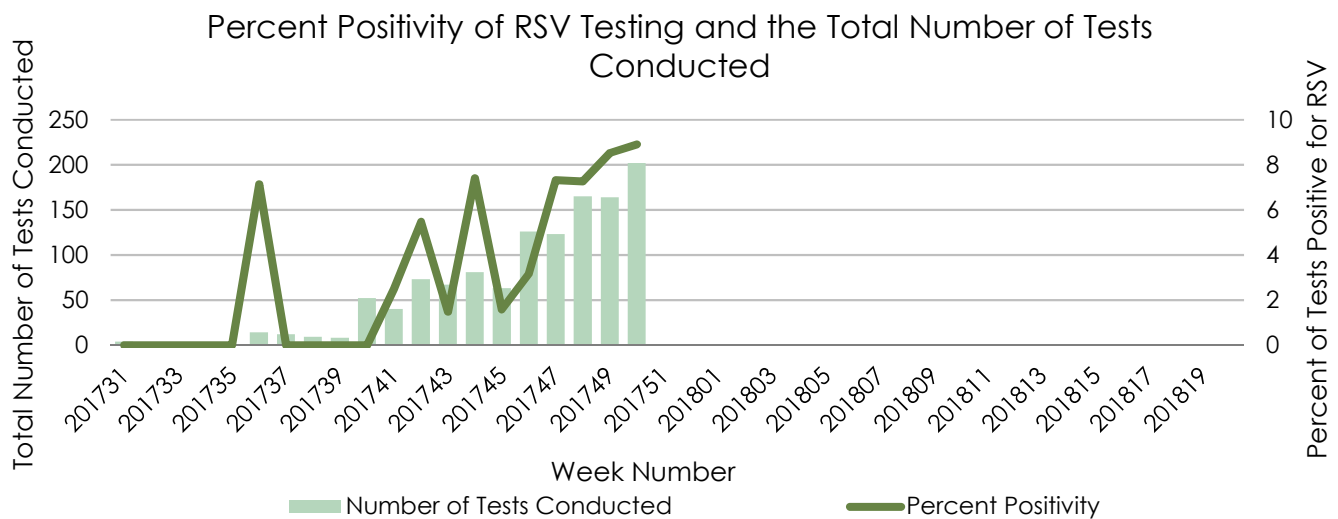
## Sentinel Surveillance: Laboratory Data

**Laboratory Surveillance: Influenza** The NDDoH receives influenza testing data from participating sentinel laboratories across North Dakota. The total number of influenza tests (all testing methodologies) and the total number of those tests that are positive are reported each week. Data for all labs is pooled, and a state-wide percent positivity statistic is produced. Percent positivity for influenza testing of 10% or greater is considered a general indicator for season-level influenza activity. **This week, percent positivity for influenza is 23.32%.**



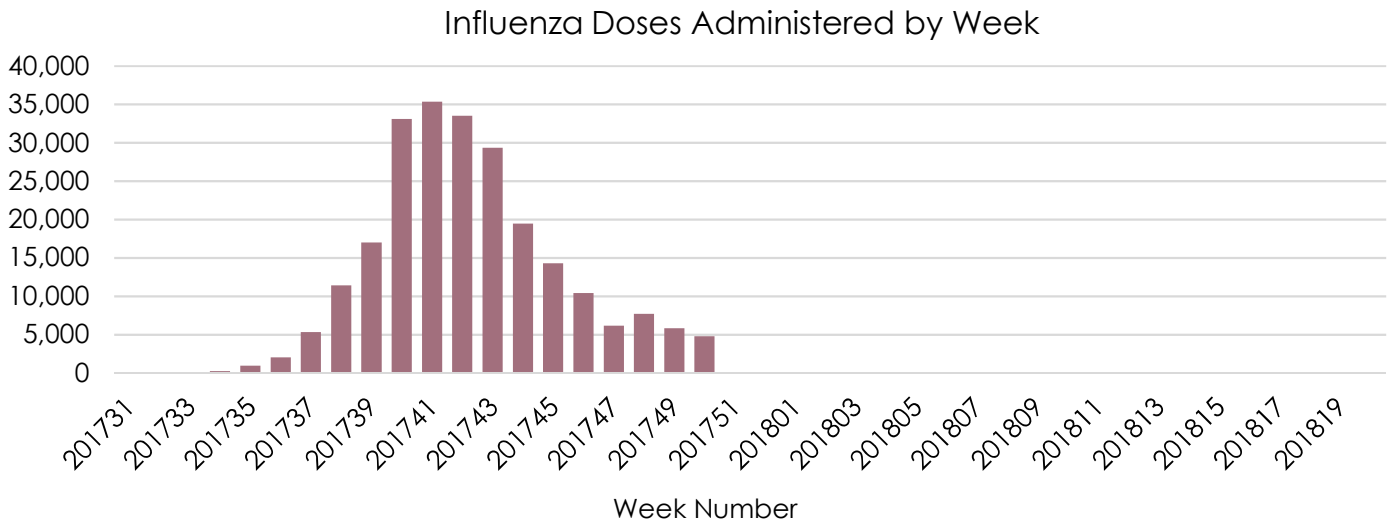
**Laboratory Surveillance: Respiratory Syncytial Virus (RSV)** The NDDoH receives similar testing data for RSV. RSV is a common respiratory virus best known for affecting children; however, a person in any age group can become ill and people can get RSV multiple times. RSV also occurs seasonally, over a time period similar to influenza.

**This week, percent positivity for RSV is 8.91%.**

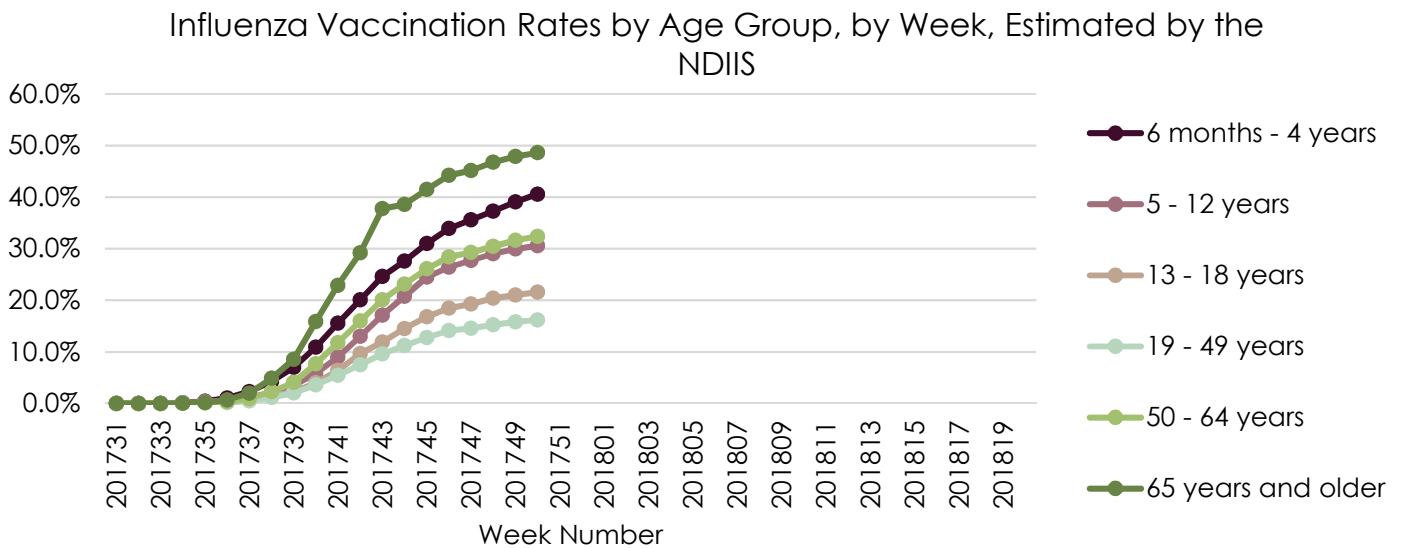


## Influenza Vaccination Statistics

**Vaccine Doses Administered** The North Dakota Immunization Information System (NDIIS) provides information on vaccines given in North Dakota. Vaccines given to children are required to be entered into the NDIIS, while vaccines given to adults are often entered into the NDIIS, but are not required to be entered. Many providers in North Dakota have established an electronic connection with the NDIIS, allowing all vaccinations for that provider to be sent to the NDIIS automatically. A total of **237,159** doses of 2017-18 influenza vaccine have been entered into the NDIIS so far this season.



**Vaccination rates by Age Group** NDIIS data can also be used to estimate the percent of North Dakotans in each age group that have received an influenza vaccination so far this season. This week, the age group with the highest rates is **65+** with **48.6%**, and the age group with the lowest vaccination rate is **19-49 year-olds**, with **16.2%**.



## Additional Information and Announcements

---

**National Influenza Surveillance** National influenza activity and surveillance information is available from the CDC FluView website at: [www.cdc.gov/flu/weekly/](http://www.cdc.gov/flu/weekly/), and is updated every Friday.

**Need a flu vaccine?** Visit [www.vaccinefinder.org](http://www.vaccinefinder.org) to find locations providing influenza vaccine near you.

**Are you interested in tracking flu/helping others track flu?** Join **Flu Near You!** Flu Near You is a website where users self-report symptoms on a weekly basis. Information on influenza-like illness is aggregated at the regional, state, and national level and presented on the Flu Near You website. The website also provides information on where people can get vaccinated for flu. Information at the symptom level is available in aggregate form to state health departments. We will be adding North Dakota Flu Near You data to this report in the coming weeks. If you are interested in participating in Flu Near You, visit [www.flunearyou.org](http://www.flunearyou.org).

**ILINet Recruitment** The NDDoH and CDC are looking for more outpatient providers to participate in the ILINet sentinel surveillance program. Data from this program is used at the state and national level for seasonal decision making. A large majority of current and past participants report participation takes less than 15 minutes each week. If your outpatient clinic is interested and willing to participate, please contact Jill Baber at [jbaber@nd.gov](mailto:jbaber@nd.gov) or 701.328.3341. For more information see our brochure: <http://www.ndflu.com/Reporting/ILINetBrochure.pdf>.

**Subscribe to this Report** If you did not receive this report directly and would like to, please contact Jill Baber at [jbaber@nd.gov](mailto:jbaber@nd.gov) or 701.328.3341 to be added to the weekly report email group.

**Contact Information** For information on influenza surveillance, contact the North Dakota Department of Health Division of Disease Control at 701.328.2378 or visit [www.ndflu.com](http://www.ndflu.com).

