

North Dakota Weekly Influenza Update 2016-17 Influenza Season



Through week **201652**, the week ending **12/31/2016**

Edited by: Jill K Baber, MPH

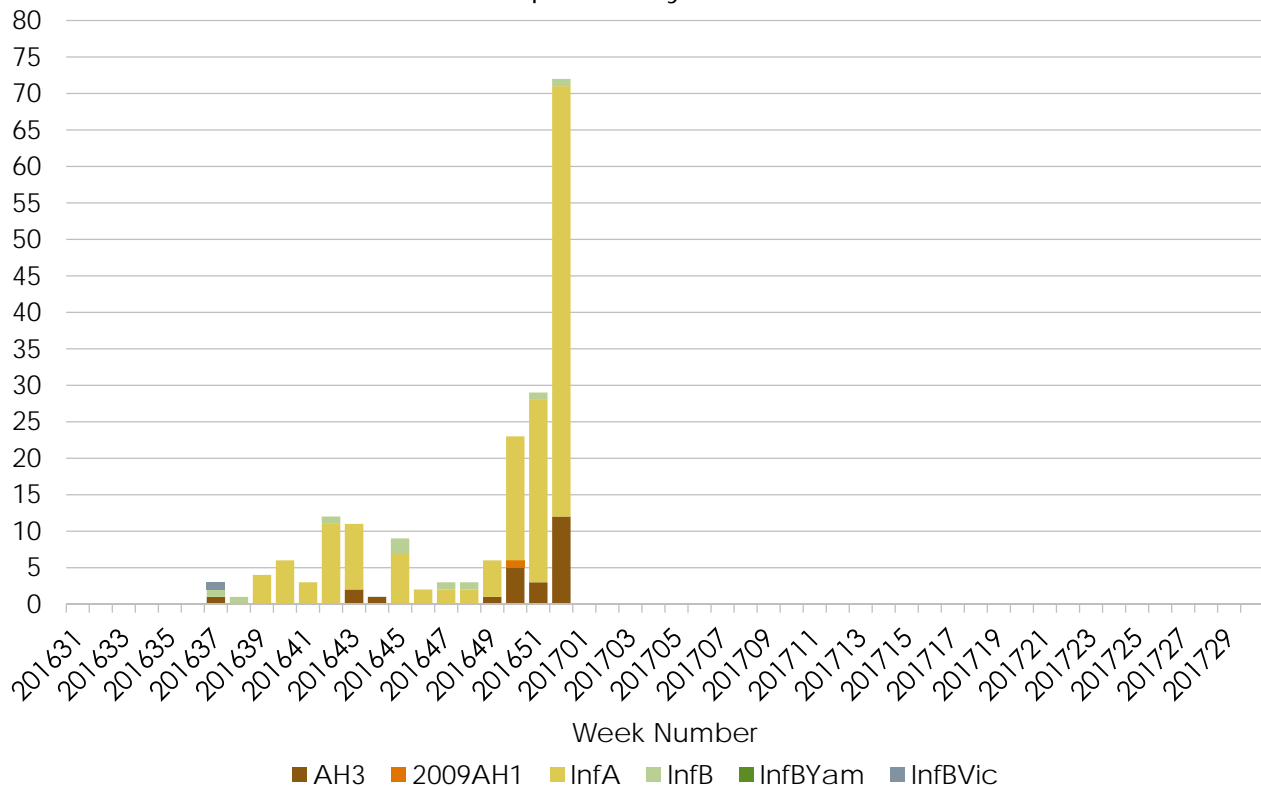
All data are preliminary and based on reports received at the time of publication.

Published 1/5/2017

Influenza Cases by Type	
A, unspecified	152
2009 A H1N1	1
A H3	25
B, unspecified	9
B Yamagata	0
B Victoria	1
Total	188

Weekly Narrative Case counts increased again this week, and we continue to report **regional** activity. National influenza trends are also on the rise. Percent positivity for influenza testing in North Dakota crossed the 10% threshold, meaning we are seeing season-level laboratory results. Syndromic surveillance data is not available this week, as we transition to a new syndromic surveillance system.

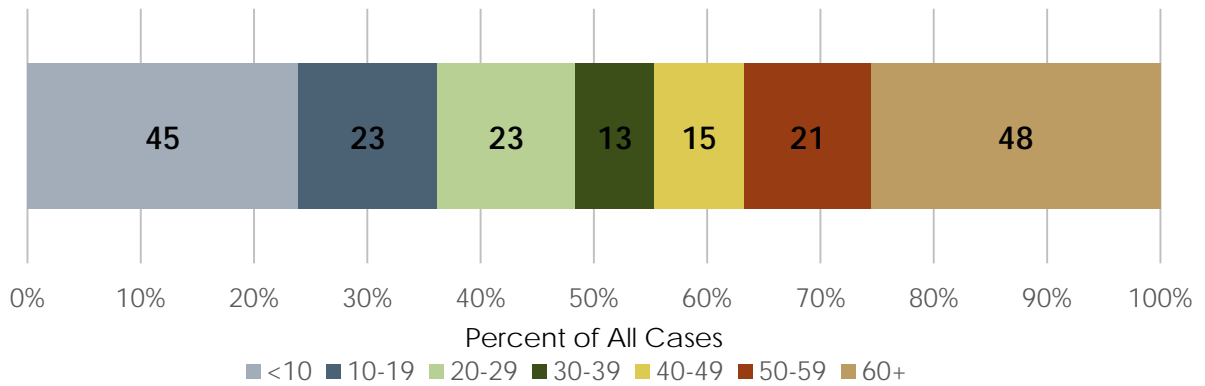
Number of Reported Laboratory-Identified Influenza Cases Reported by Week



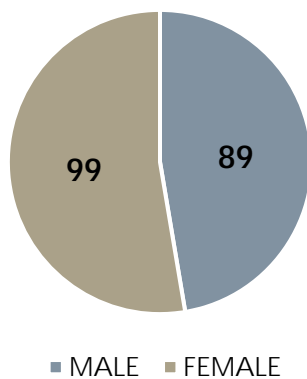
All laboratory-identified cases of influenza (including identification via rapid test) are reportable in North Dakota. Statistics do not include data from people who did not seek medical care for their illness, or who sought medical care but were diagnosed based on symptoms, not with a laboratory test.

Demographic Data

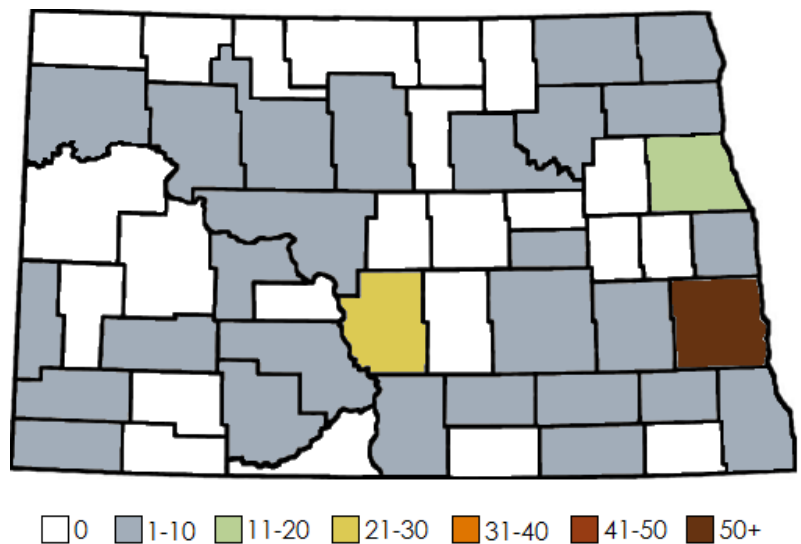
Case Count for Lab-Confirmed Cases by Age Group



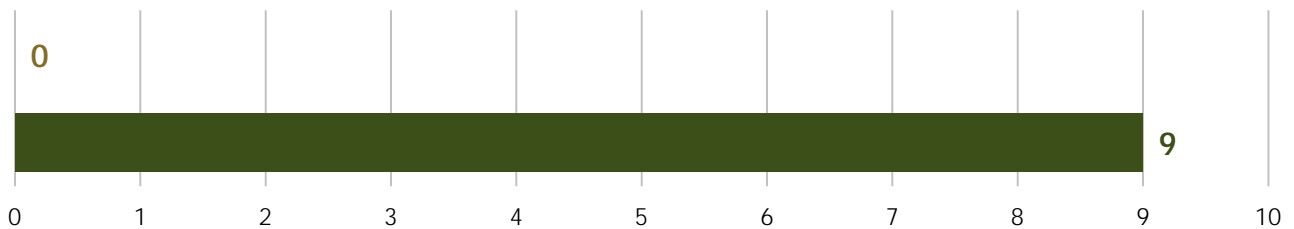
Case Count for Lab-Confirmed Cases by Gender



Lab-Confirmed Cases by County



Reported Influenza Deaths and Hospitalizations*



*Data obtained from ad-hoc reports and state Vital Statistics. Hospitalizations and deaths are not required to be reported in North Dakota, although pediatric flu deaths are nationally reportable.

Outbreaks and Multi-season Comparison

Outbreaks There have been 3 reported outbreaks of influenza-like illness in long term or basic care settings so far this season, one attributed to influenza A, one attributed to parainfluenza 2, and another with an unknown cause.

Outbreaks in schools, assisted living facilities, workplaces, and in the general community are common during the influenza season.

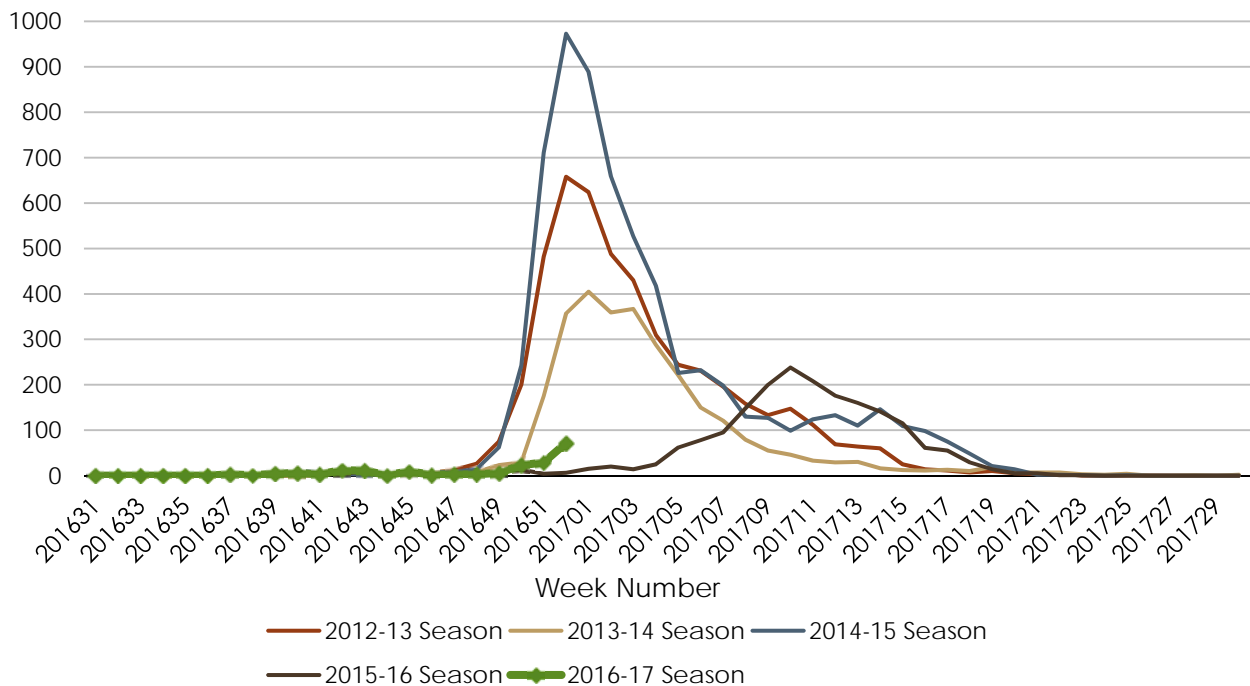
Season	Total Cases	Peak Week (week ending)	Predominant Strain
2012-13	4,831	12/29/2012	A H3N2
2013-14	2,923	1/4/2014	2009 A H1N1
2014-15	6,443	12/27/2014	A H3N2
2015-16	1,942	3/12/2016	2009 A H1N1
2016-17	188	TBD	TBD

Multi-Season Comparison

Influenza circulation is increasing, and we will likely have a much earlier peak than last year. This is not surprising given that last season's peak was unusually late. So far this

season, Influenza A H3N2 has predominated, although that could still change. Influenza H3N2 can be especially severe in the elderly, but all age groups are at risk for severe influenza infection.

North Dakota Influenza Cases by Week, 2012-Current Season



Sentinel Surveillance: Outpatient Influenza-like Illness

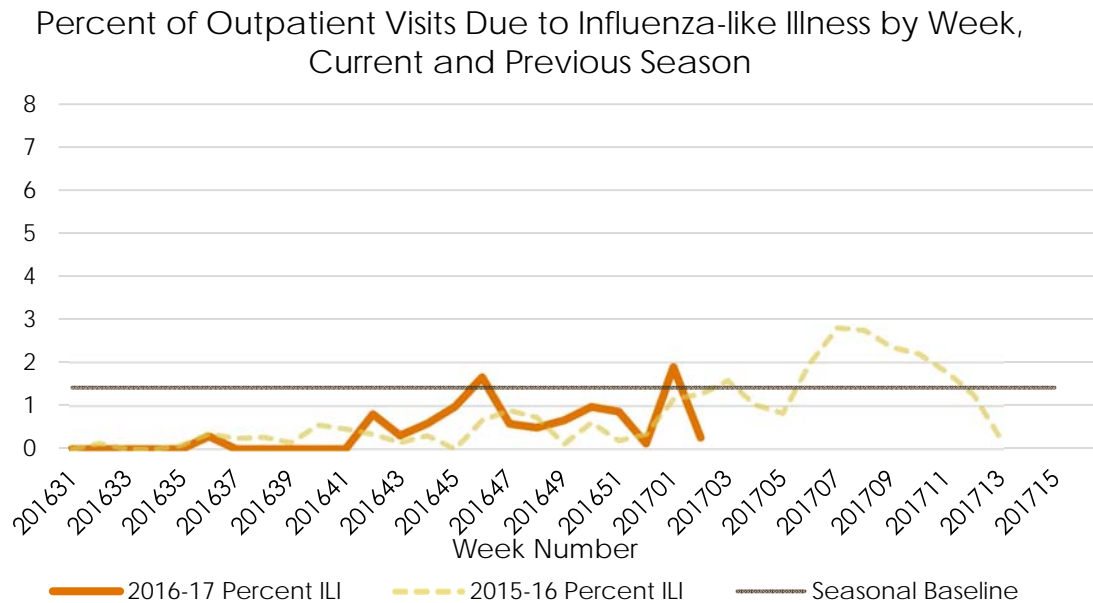
Outpatient Surveillance The North Dakota Department of Health (NDDoH) participates with other states and jurisdictions in the U.S. Outpatient Influenza-like Illness Surveillance Network (ILINET). Data from this project is used in the CDC’s weekly FluView report. Participating outpatient clinics send data on the number of patients in each of five age groups experiencing ILI, and the number of patients seen for any reason each week. ILI is defined as:

Fever of 100°F or greater
with
A cough AND/OR sore throat

Data for all providers is pooled, and a state-wide statistic for percent of visits for ILI is produced. In North Dakota, a percent ILI of **1.4%** or greater is considered season-level activity.

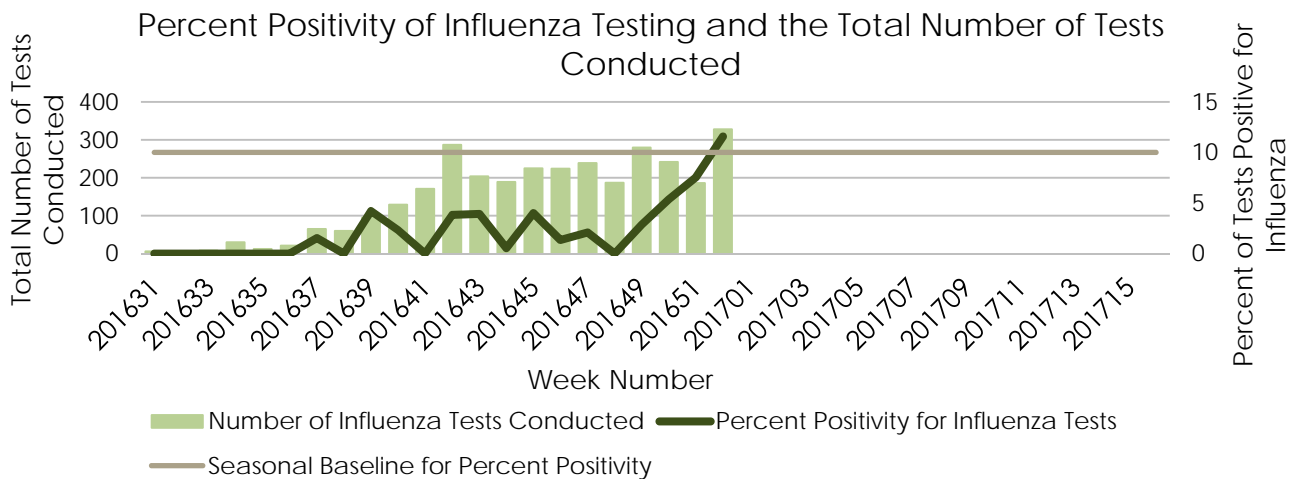
Current Activity This week, ILI is **0.27%**. We are above the below the seasonal baseline, but data this week may have been affected by the holiday week.

Week Number	2016-17 Percent ILI	# ILI 0-4 age group	# ILI 5-24 age group	# ILI 25-49 age group	# ILI 50-64 age group	# ILI 65+ age group
201649	0.87%	1	0	1	1	4
201650	0.13%	0	0	1	0	0
201651	1.89%	5	8	4	0	1
201652	0.27%	1	1	0	0	0

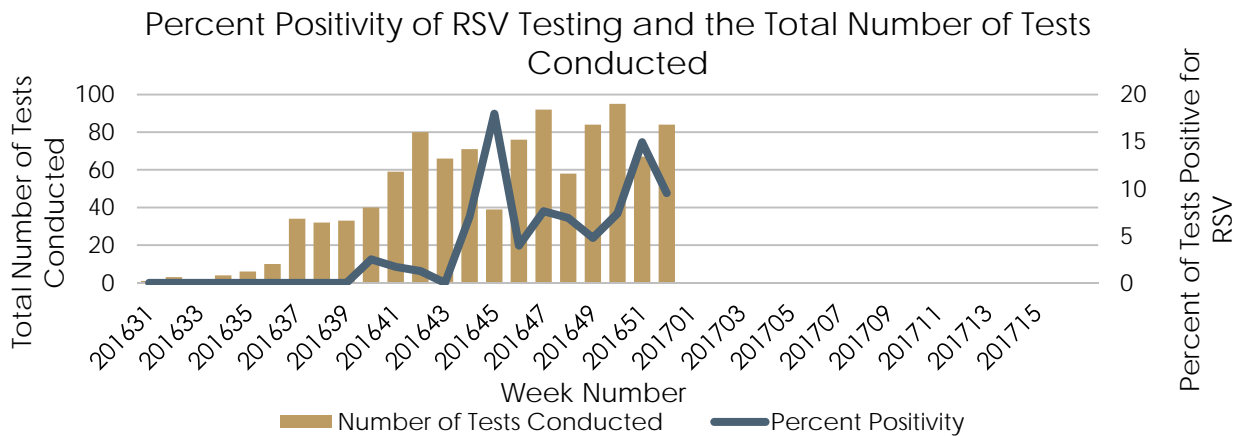


Sentinel Surveillance: Laboratory Data

Laboratory Surveillance: Influenza The NDDoH receives influenza testing data from participating sentinel laboratories across North Dakota. The total number of influenza tests (all testing methodologies) and the total number of those tests that are positive are reported each week. Data for all labs is pooled, and a state-wide percent positivity statistic is produced. Percent positivity for influenza testing of 10% is greater is considered a general indicator for season-level influenza activity. **This week, percent positivity for influenza is 11.58%.**



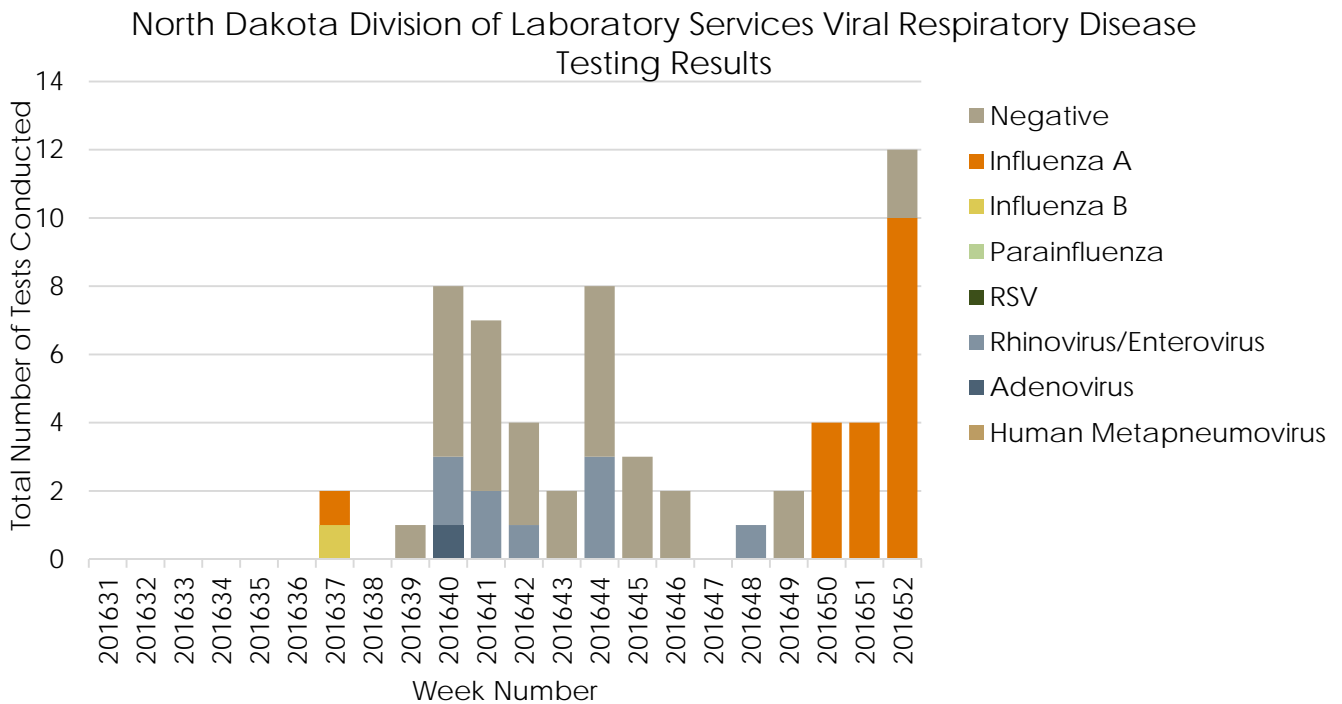
Laboratory Surveillance: Respiratory Syncytial Virus (RSV) The NDDoH receives similar testing data for RSV. RSV is a common respiratory virus best known for affecting children; however a person in any age group can become ill and people can get RSV multiple times. RSV also occurs seasonally, over a time period similar to influenza. **This week, percent positivity for RSV is 9.52%.**



Other Surveillance Methods

Other Surveillance Methods: Respiratory Viral Pathogen Testing The NDDoH's Division of Laboratory Services tests for a variety of viral respiratory diseases. Advanced molecular testing is completed using influenza PCR, as well as a respiratory viral panel (RVP). Influenza PCR is available at no cost to North Dakota providers, and the RVP is available for a fee. Many of the samples tested on the RVP come from sentinel sites participating in the Acute Respiratory Infection Epidemiology & Surveillance (ARIES) program, which is like an extended version of ILINet that investigates acute respiratory illness (ARI), and involves fairly extensive sample collection.

The last few weeks of testing have been dominated by influenza viruses, which is expected for this time of year.

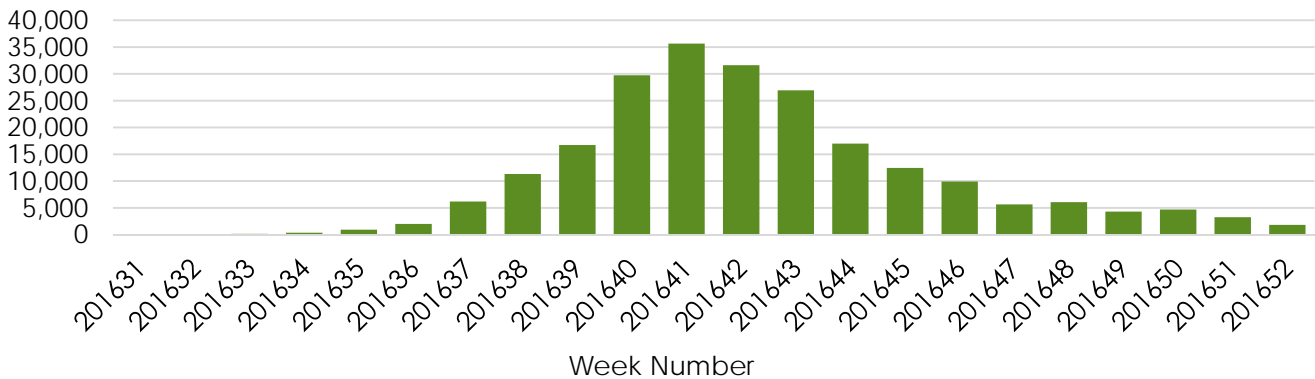


If you are provider or lab with questions regarding fee-for-service RVP testing or ***free*** influenza testing please call the Division of Laboratory Services at 701.328.6272. Collecting influenza surveillance specimens is an important component of state and national surveillance, so we are grateful all influenza testing specimens we receive.

Influenza Vaccination Statistics

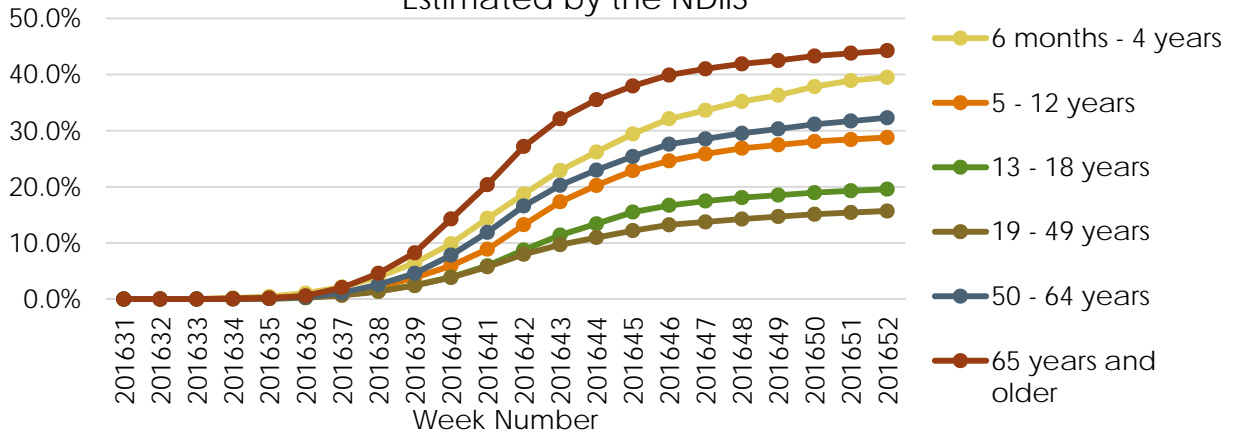
Vaccine Doses Administered The North Dakota Immunization Information System (NDIIS) provides information on vaccines given in North Dakota. Vaccines given to children are required to be entered into the NDIIS, while vaccines given to adults are often entered into the NDIIS, but are not required to be entered. Many providers in North Dakota have established an electronic connection with the NDIIS, allowing all vaccinations for that provider to be sent to the NDIIS automatically. A total of **226,805** doses of 2016-17 influenza vaccine have been entered into the NDIIS so far this season. The CDC estimates **224,070** doses of influenza vaccine have been shipped to North Dakota providers for 2016-17.

Influenza Doses Administered and Entered into the NDIIS, by Week



Vaccination rates by Age Group NDIIS data can also be used to estimate the percent of North Dakotans in each age group that have received an influenza vaccination so far this season. This week, the age group with the highest rates is **65+** with **44.3%**, and the age group with the lowest vaccination rate is **19-49 year olds**, with **15.7%**.

Influenza Vaccination Rates by Age Group, by Week, Estimated by the NDIIS



Additional Information and Announcements

National Influenza Surveillance National influenza activity and surveillance information is available from the CDC FluView website at: www.cdc.gov/flu/weekly/, and is updated every Friday.

Need a flu vaccine? Visit www.vaccinefinder.org to find locations providing influenza vaccine near you.

Are you interested in tracking flu/helping others track flu? Join **Flu Near You!** Flu Near You is a website where users self-report symptoms on a weekly basis. Information on influenza-like illness is aggregated at the regional, state, and national level and presented on the Flu Near You website. The website also provides information on where people can get vaccinated for flu. Information at the symptom level is available in aggregate form to state health departments. We will be adding North Dakota Flu Near You data to this report in the coming weeks. If you are interested in participating in Flu Near You, visit www.flunearyou.org.

ILINet Recruitment The NDDoH and CDC are looking for more outpatient providers to participate in the ILINet sentinel surveillance program. Data from this program is used at the state and national level for seasonal decision making. A large majority of current and past participants report participation takes less than 15 minutes each week. If your outpatient clinic is interested and willing to participate, please contact Jill Baber at jbaber@nd.gov or 701.328.3341. For more information see our brochure: <http://www.ndflu.com/Reporting/ILINetBrochure.pdf>.

Subscribe to this Report If you did not receive this report directly and would like to, please contact Jill Baber at jbaber@nd.gov or 701.328.3341 to be added to the weekly report email group.

Contact Information For information on influenza surveillance, contact the North Dakota Department of Health Division of Disease Control at 701.328.2378 or visit www.ndflu.com.

