

North Dakota Weekly Influenza Update 2016-17 Influenza Season



Through week **201642**, the week ending **10/22/2016**

Edited by: Jill K Baber, MPH

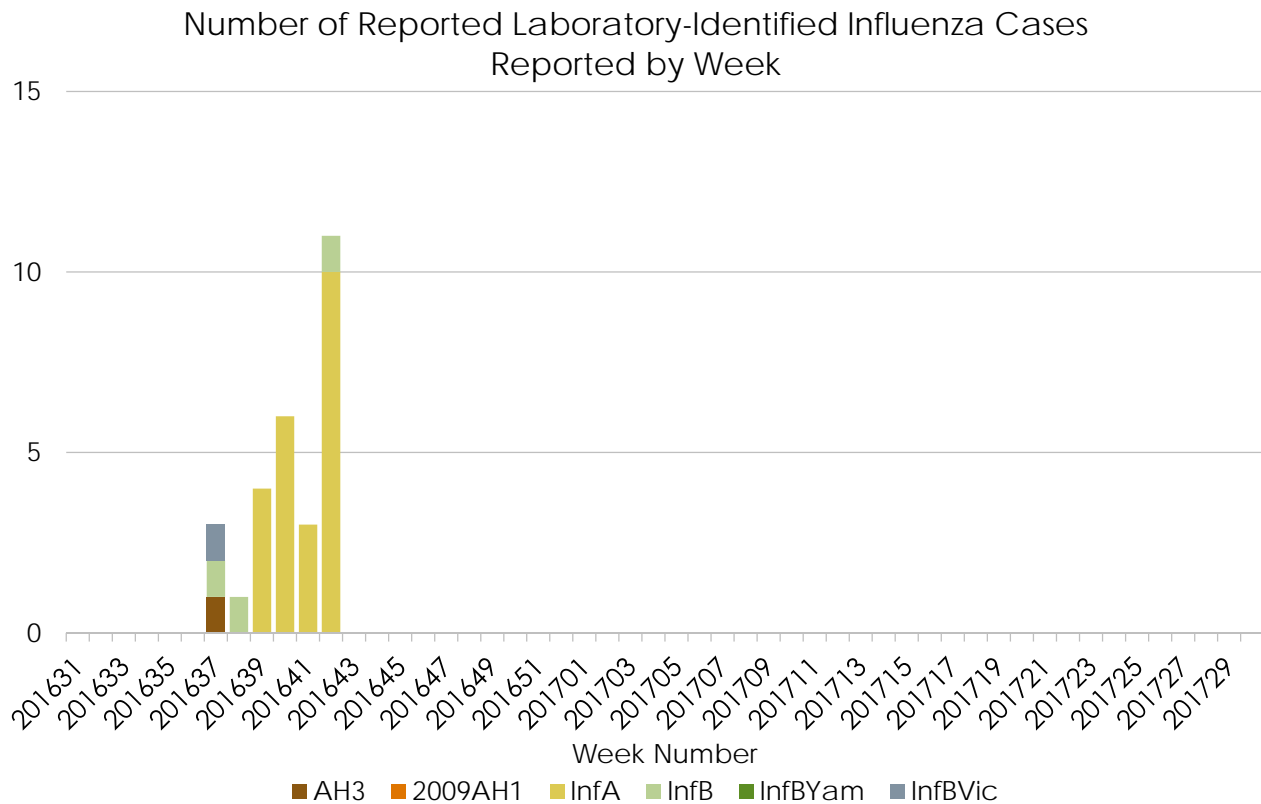
All data are preliminary and based on reports received at the time of publication.

Published 10/27/2016

Influenza Cases by Type	
A, unspecified	23
2009 A H1N1	0
A H3	1
B, unspecified	3
B Yamagata	0
B Victoria	1
Total	28

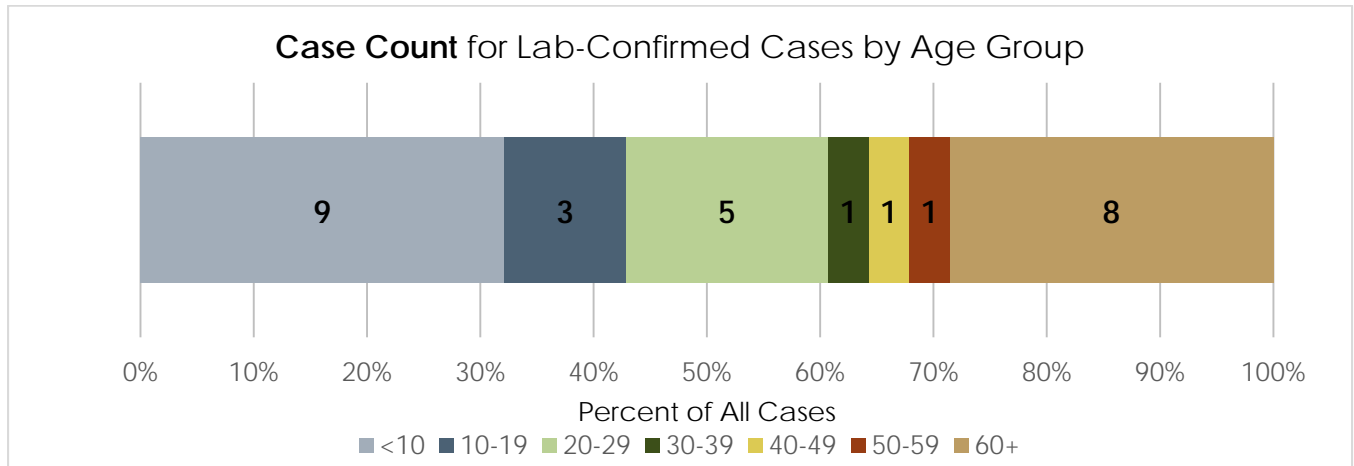
Weekly Narrative We continue to see **sporadic** activity in these early weeks of the 2016-17 influenza season. This week, influenza indicators remain low but increased slightly. With a total of 28 laboratory-identified cases from 11 counties, we continue to be above the level of activity we were seeing last year at this time, when 13 cases from eight counties had been reported for the season. The first long term care outbreak for this season

was identified this week. The most common viral respiratory illness identified for the last few weeks at the state lab is rhinovirus.

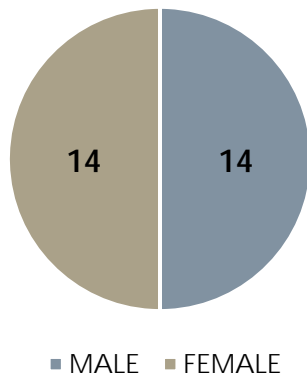


All laboratory-identified cases of influenza (including identification via rapid test) are reportable in North Dakota. Statistics do not include data from people who did not seek medical care for their illness, or who sought medical care but were diagnosed based on symptoms, not with a laboratory test.

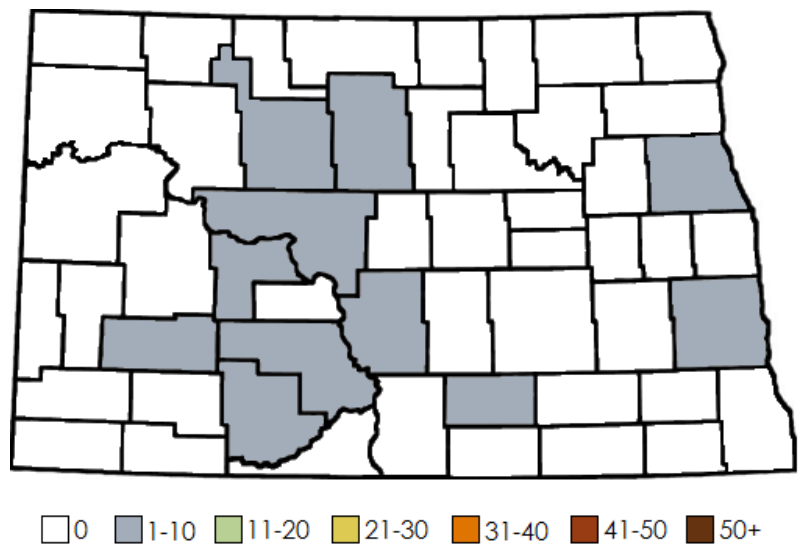
Demographic Data



Case Count for Lab-Confirmed Cases by Gender



Lab-Confirmed Cases by County



Reported Influenza Deaths and Hospitalizations*



*Data obtained from ad-hoc reports and state Vital Statistics. Hospitalizations and deaths are not required to be reported in North Dakota, although pediatric flu deaths are nationally reportable.

Outbreaks and Multi-season Comparison

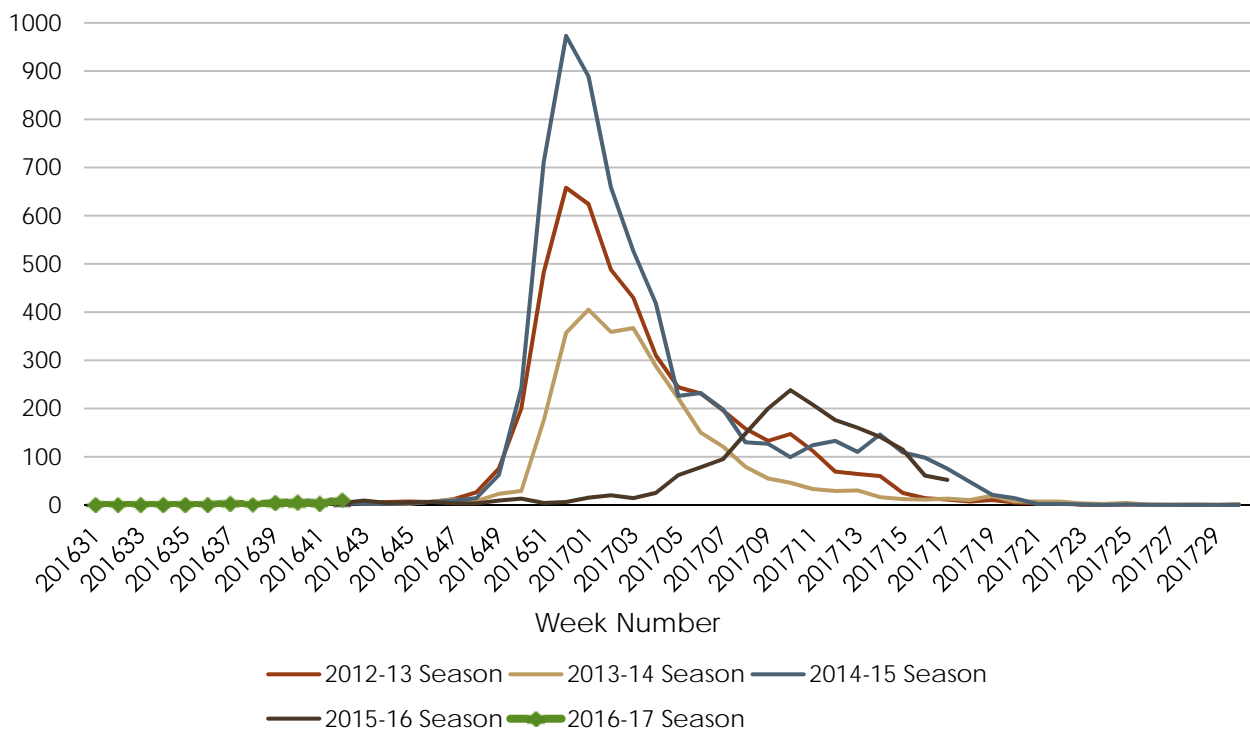
Outbreaks There has been **1** reported outbreak of influenza-like illness in long term or basic care settings so far this season, attributed to influenza A.

Outbreaks in schools, assisted living facilities, workplaces, and in the general community are common during the influenza season.

Season	Total Cases	Peak Week (week ending)	Predominant Strain
2012-13	4,831	12/29/2012	A H3N2
2013-14	2,923	1/4/2014	2009 A H1N1
2014-15	6,443	12/27/2014	A H3N2
2015-16	1,942	3/12/2016	2009 A H1N1
2016-17	28	TBD	TBD

Multi-Season Comparison It is too soon to tell what the timing of the 2016-17 influenza season will be. Circulation is currently limited.

North Dakota Influenza Cases by Week, 2012-Current Season



Sentinel Surveillance: Outpatient Influenza-like Illness

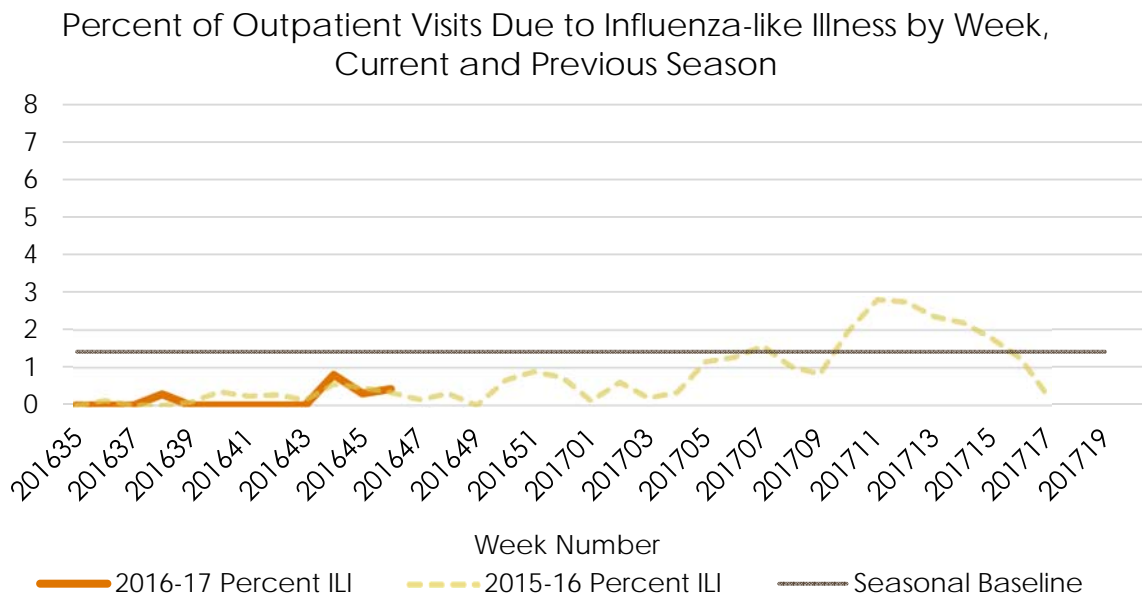
Outpatient Surveillance The North Dakota Department of Health (NDDoH) participates with other states and jurisdictions in the U.S. Outpatient Influenza-like Illness Surveillance Network (ILINET). Participating outpatient clinics send data on the number of patients in each of five age groups experiencing ILI, and the number of patients seen for any reason each week. ILI is defined as:

Fever of 100°F or greater
with
A cough AND/OR sore throat

Data for all providers is pooled, and a state-wide statistic for percent of visits for ILI is produced. In North Dakota, a percent ILI of **1.4%** or greater is considered season-level activity.

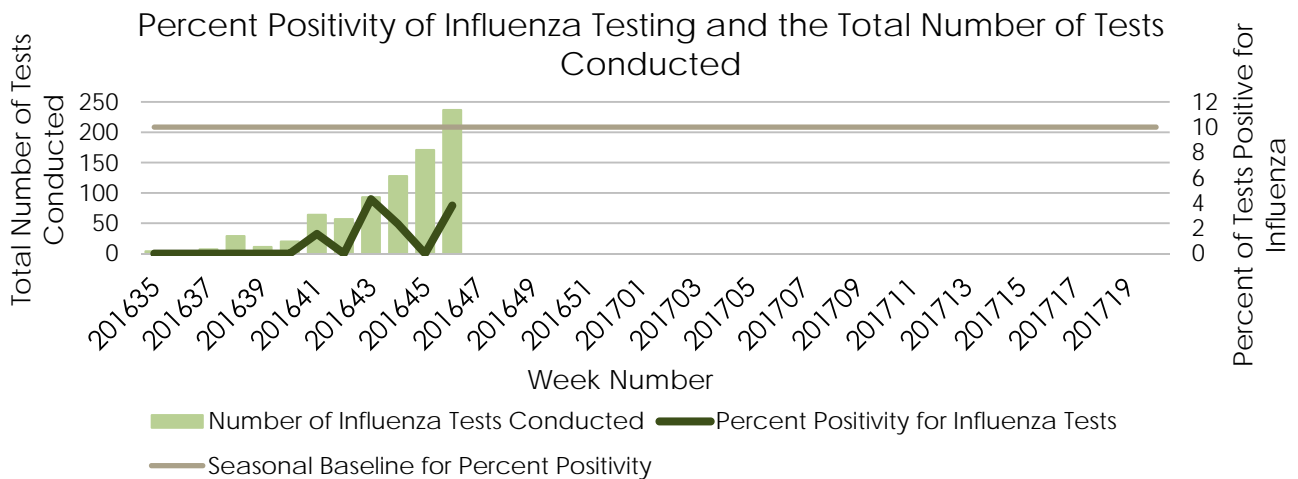
Current Activity This week ILI is **0.43%**, below the seasonal baseline.

Week Number	2016-17 Percent ILI	# ILI 0-4 age group	# ILI 5-24 age group	# ILI 25-49 age group	# ILI 50-64 age group	# ILI 65+ age group
201639	0.00%	0	0	0	0	0
201640	0.81%	1	2	0	2	0
201641	0.32%	1	0	1	0	0
201642	0.43%	0	3	0	2	0

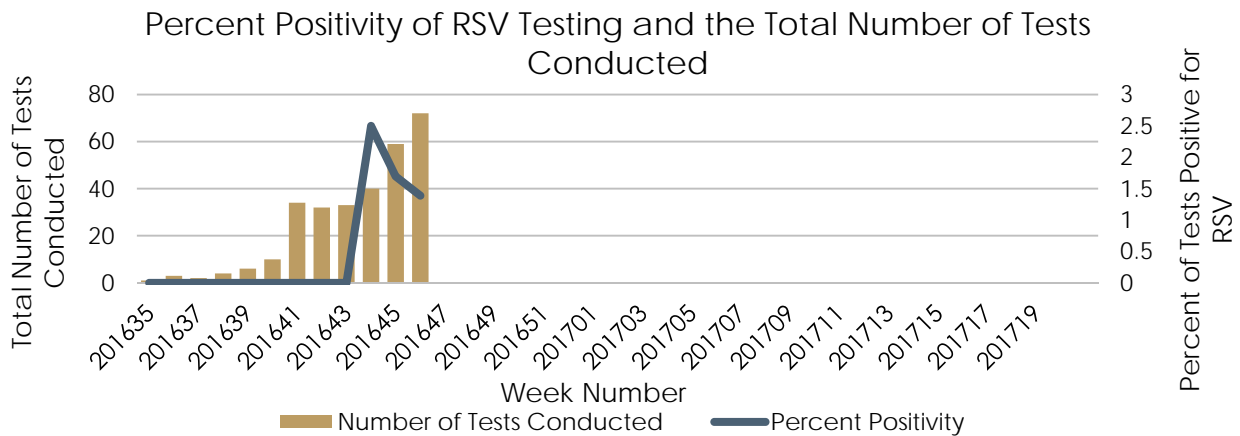


Sentinel Surveillance: Laboratory Data

Laboratory Surveillance: Influenza The NDDoH receives influenza testing data from participating sentinel laboratories across North Dakota. The total number of influenza tests (all testing methodologies) and the total number of those tests that are positive are reported each week. Data for all labs is pooled, and a state-wide percent positivity statistic is produced. Percent positivity for influenza tests of 10% is greater is considered a general indicator for season-level influenza activity. **This week percent positivity for influenza is 3.78%.**



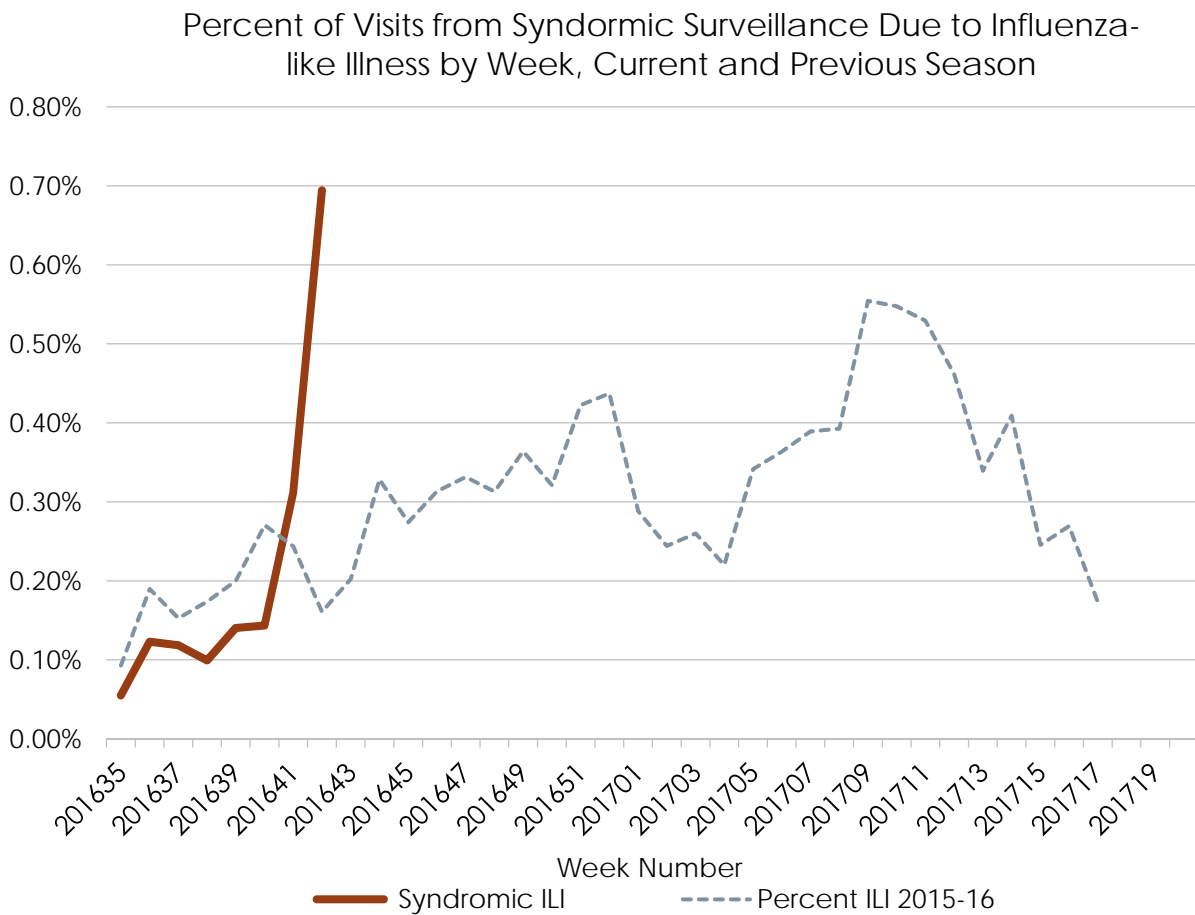
Laboratory Surveillance: Respiratory Syncytial Virus (RSV) The NDDoH receives similar testing data for RSV. RSV is a common respiratory virus best known for affecting children, however a person in any age group can become ill and people can get RSV multiple times. RSV also occurs seasonally, over a time period similar to influenza. **This week percent positivity for RSV is 1.39%.**



Other Surveillance Methods

Other Surveillance Methods: Syndromic Surveillance The NDDoH receives data from emergency departments, hospitals, and clinics across the state participating in the NDDoH's Syndromic Surveillance program. Syndromic surveillance is the receipt of near-real time reason-for-visit data for all visits at participating locations. Visits are automatically sorted into "syndromes" (gastrointestinal, neurologic, rash, ILI, etc.). Because it is based off of data such as chief complaints or diagnosis codes, the ILI syndrome has a lower specificity than the traditional outpatient ILI definition. Nonetheless, syndromic data is well correlated with our other influenza indicators.

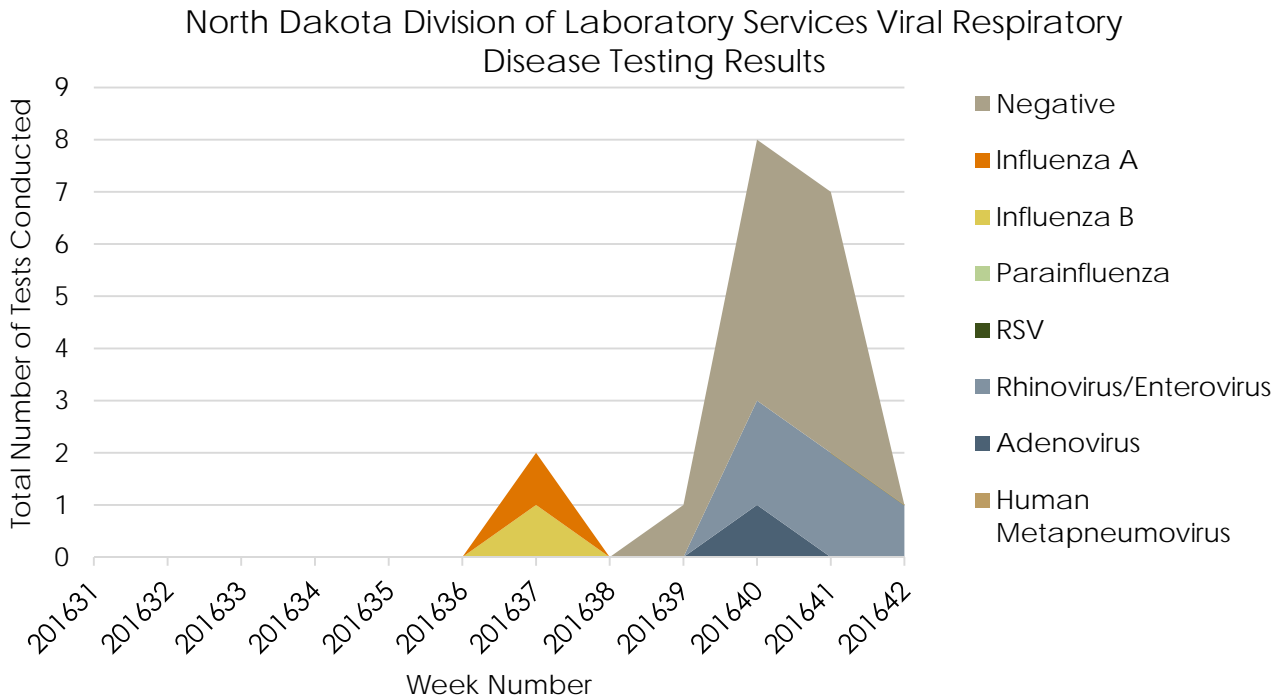
Current Activity This week ILI in our syndromic surveillance increased spectacularly, with **0.69%** of visits for ILI. However, this is a false signal. Looking at the data, a large majority of these visits was actually related to influenza vaccination, most likely a flu vaccination clinic at a key location or two. It is good to see the number of influenza vaccinations is large enough to be impacting our syndromic surveillance!



Other Surveillance Methods

Other Surveillance Methods: Respiratory Viral Pathogen Testing The NDDoH's Division of Laboratory Services tests for a variety of viral respiratory diseases. Advanced molecular testing is completed using influenza PCR, as well as a respiratory viral panel (RVP). Influenza PCR is available at no cost to North Dakota providers, and the RVP is available for a fee. Many of the samples tested on the RVP come from sentinel sites participating in the Acute Respiratory Infection Epidemiology & Surveillance (ARIES) program, which is like an extended version of ILINet that investigates acute respiratory illness (ARI), and involves fairly extensive sample collection.

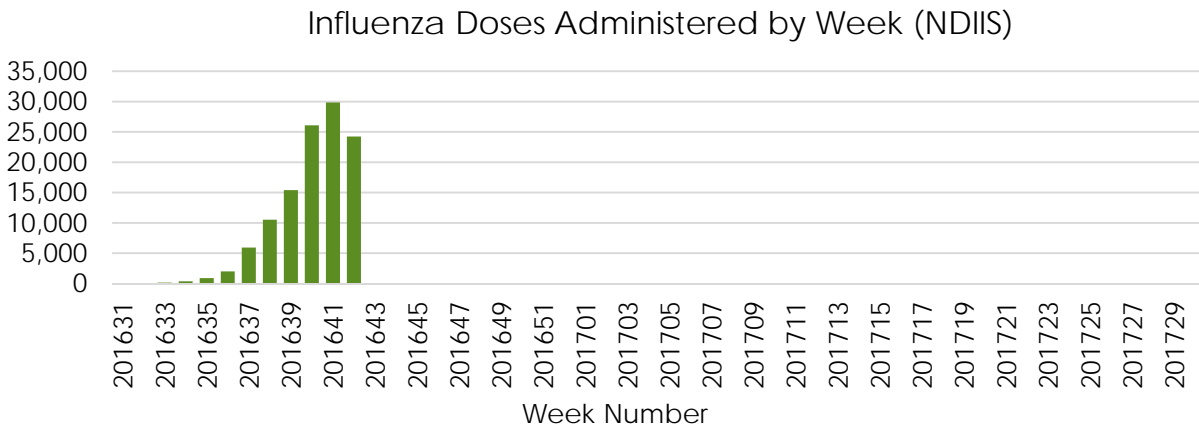
A majority of positive RVP specimens for the last few weeks have been rhinovirus. Rhinovirus detections are normal for this time of year.



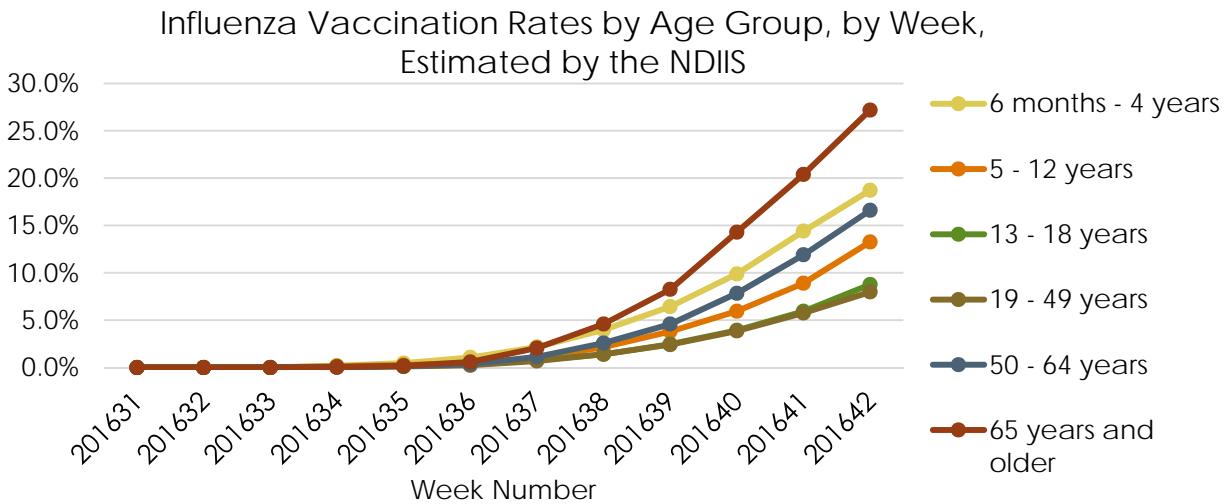
If you are provider or lab with questions regarding fee-for-service RVP testing or free influenza testing please call the Division of Laboratory Services at 701.328.6272.

Influenza Vaccination Statistics

Vaccine Doses Administered The North Dakota Immunization Information System (NDIIS) provides information on vaccines given in North Dakota. Vaccines given to children are required to be entered into the NDIIS, while vaccines given to adults are often entered into the NDIIS, but are not required to be entered. Many providers in North Dakota have established an electronic connection with the NDIIS, allowing all vaccinations for that provider to be sent to the NDIIS automatically. A total of **115,459** doses of 2016-17 influenza vaccine have been entered into the NDIIS so far this season. So far this season, a total of **198,670** doses of influenza vaccine have been shipped to North Dakota providers.



Vaccination rates by Age Group NDIIS data can also be used to estimate the percent of North Dakotans in each age group that have received an influenza vaccination so far this season. This week, the age group with the highest rates is **65+** with **27.2%**, and the age group with the lowest vaccination rate is **19-49 year olds**, with **8.0%**.



Additional Information and Announcements

National Influenza Surveillance National influenza activity and surveillance information is available from the CDC FluView website at: www.cdc.gov/flu/weekly/, and is updated every Friday.

Need a flu vaccine? Visit www.vaccinefinder.org to find locations providing influenza vaccine near you.

Are you interested in tracking flu/helping others track flu? Join **Flu Near You!** Flu Near You is a website where users self-report symptoms on a weekly basis. Information on influenza-like illness is aggregated at the regional, state, and national level and presented on the Flu Near You website. The website also provides information on where people can get vaccinated for flu. Information at the symptom level is also available in aggregate form to state health departments. We will be adding North Dakota Flu Near You data to this report in the coming weeks. If you are interested in participating in Flu Near You, visit www.flunearyou.org.

ILINet Recruitment The NDDoH and CDC are looking for more outpatient providers to participate in the ILINet sentinel surveillance program. Data from this program is used at the state and national level for seasonal decision making. A large majority of current and past participants report participation takes less than 15 minutes each week. If your outpatient clinic is interested and willing to participate, please contact Jill Baber at jbaber@nd.gov or 701.328.3341. For more information see our brochure: <http://www.ndflu.com/Reporting/ILINetBrochure.pdf>.

Subscribe to this Report If you did not receive this report directly and would like to, please contact Jill Baber at jbaber@nd.gov or 701.328.3341 to be added to the weekly report email group.

Contact Information For information on influenza surveillance, contact the North Dakota Department of Health Division of Disease Control at 701.328.2378 or visit www.ndflu.com.

