

# North Dakota Weekly Influenza Update 2015-16 Influenza Season



Through week **201601**, the week ending **1/9/2016**

Edited by: Jill K Baber, MPH

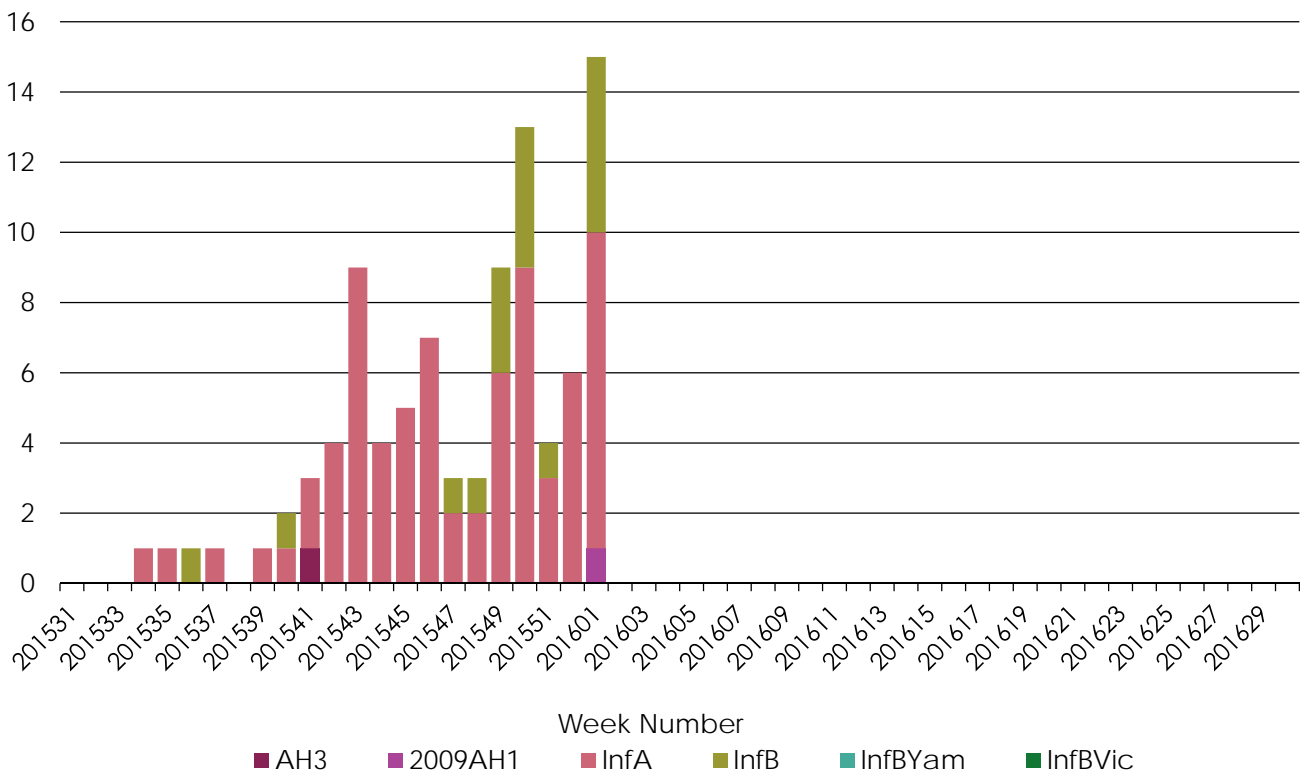
All data are preliminary and based on reports received at the time of publication.

Published 1/14/2015

Influenza Cases by Type	
<b>A, unspecified</b>	73
<b>2009 A H1N1</b>	1
<b>A H3</b>	1
<b>B, unspecified</b>	17
<b>B Yamagata</b>	0
<b>B Victoria</b>	0
<b>Total</b>	<b>92</b>

**Weekly Narrative** Most influenza indicators decreased slightly this week, although reported cases increased. Influenza activity will likely increase in the coming weeks. Geographic activity this week is being reported as **sporadic**.

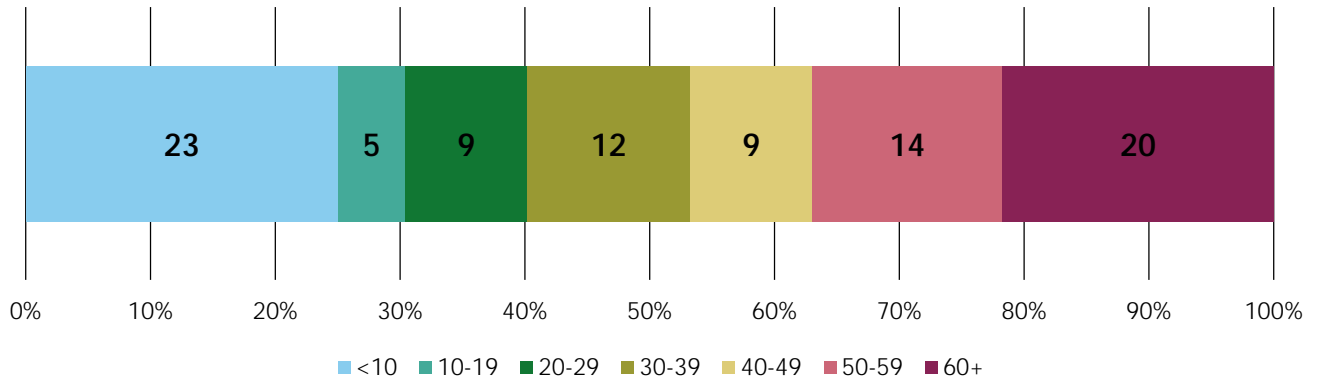
Number of Reported Laboratory-Identified Influenza Cases by Week



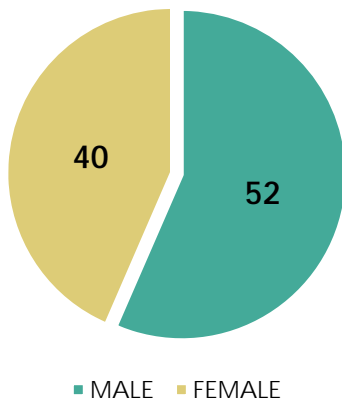
All laboratory-identified cases of influenza (including identification via rapid test) are reportable in North Dakota. Statistics do not include data from people who did not seek medical care for their illness, or who sought medical care but were diagnosed based on symptoms, not with a laboratory test.

## Demographic Data

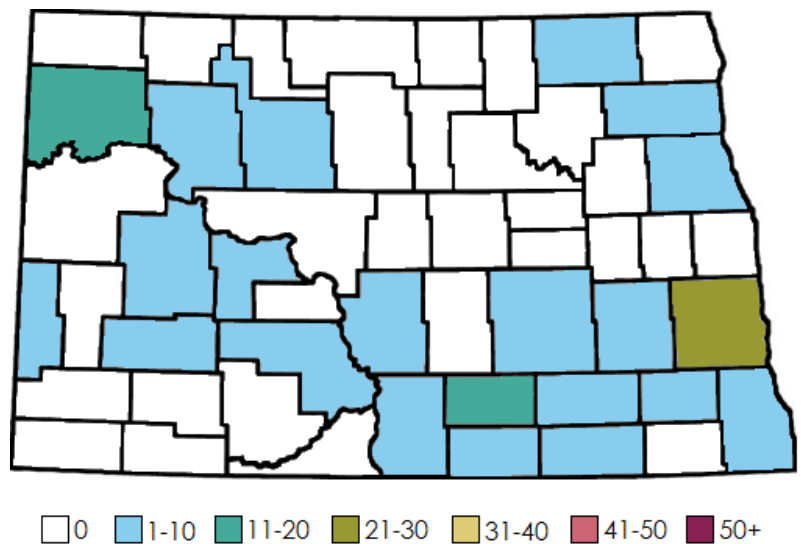
### Case Count for Lab-Confirmed Cases by Age Group



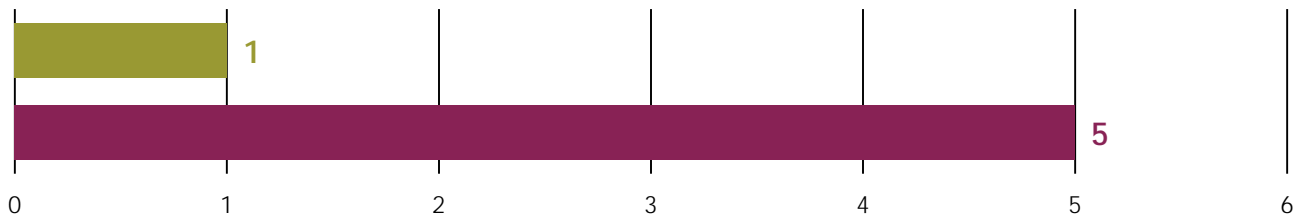
### Case Count for Lab-Confirmed Cases by Gender



### Lab-Confirmed Cases by County



### Reported Influenza Deaths and Hospitalizations\*



\*Data obtained from ad-hoc reports and state Vital Statistics. Hospitalizations and deaths are not required to be reported in North Dakota, although pediatric flu deaths are nationally reportable.

## Outbreaks and Multi-season Comparison

**Outbreaks** There have been 4 reported outbreaks of influenza-like illness in long term and basic care setting so far this season. One outbreak was attributed to influenza A, one attributed to rhinovirus, and for two no agent was identified via lab test.

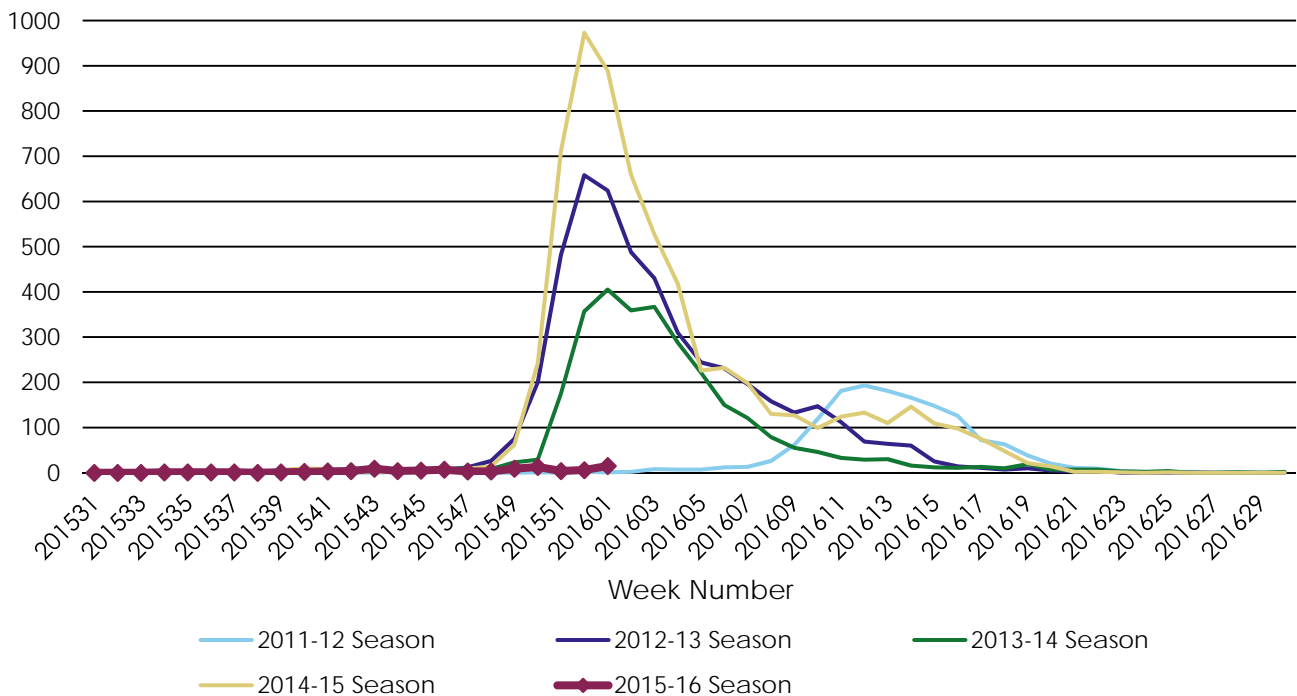
Outbreaks in schools, assisted living facilities, workplaces, and in the general community are common during the influenza season.

Season	Total Cases	Peak Week (week ending)	Predominant Strain
2011-12	1487	3/24/2012	A H3N2
2012-13	4831	12/29/2012	A H3N2
2013-14	2923	1/4/2014	2009 A H1N1
2014-15	6443	12/27/2014	A H3N2
2015-16	92	TBD	TBD

**Multi-Season Comparison** So far, the 2015-16 influenza season is shaping up to be a later season than the previous three seasons. It is still too early to tell if the season will be mild overall, and also too early to tell what the

predominant circulating strain will be. At the national level there is currently more influenza A 2009 H1N1 circulating than any other strain, but circulation is still fairly limited, so that could change in the coming weeks.

North Dakota Lab-Confirmed Influenza Cases by Week, 2011-Current



## Sentinel Surveillance: Outpatient Influenza-like Illness

**Outpatient Surveillance** The North Dakota Department of Health (NDDoH) participates with other states and jurisdictions in the U.S. Outpatient Influenza-like Illness Surveillance Network (ILINET). Participating outpatient clinics send data on the number of patients in each of five age groups experiencing ILI, and the number of patients seen for any reason each week. ILI is defined as:

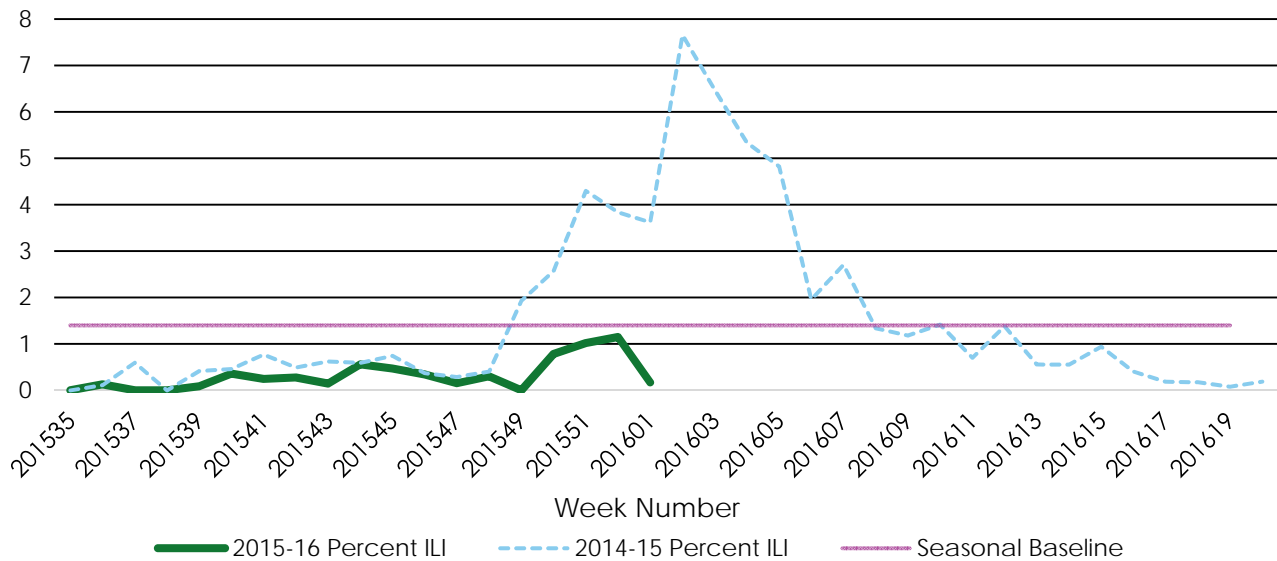
Fever of 100°F or greater  
with  
A cough AND/OR sore throat

Data for all providers is pooled, and a state-wide statistic for percent of visits for ILI is produced. In North Dakota, a percent ILI of **1.4%** or greater is considered season-level activity.

**Current Activity** This week ILI is **0.17%**, below the seasonal baseline. We are well below the activity seen this time last season.

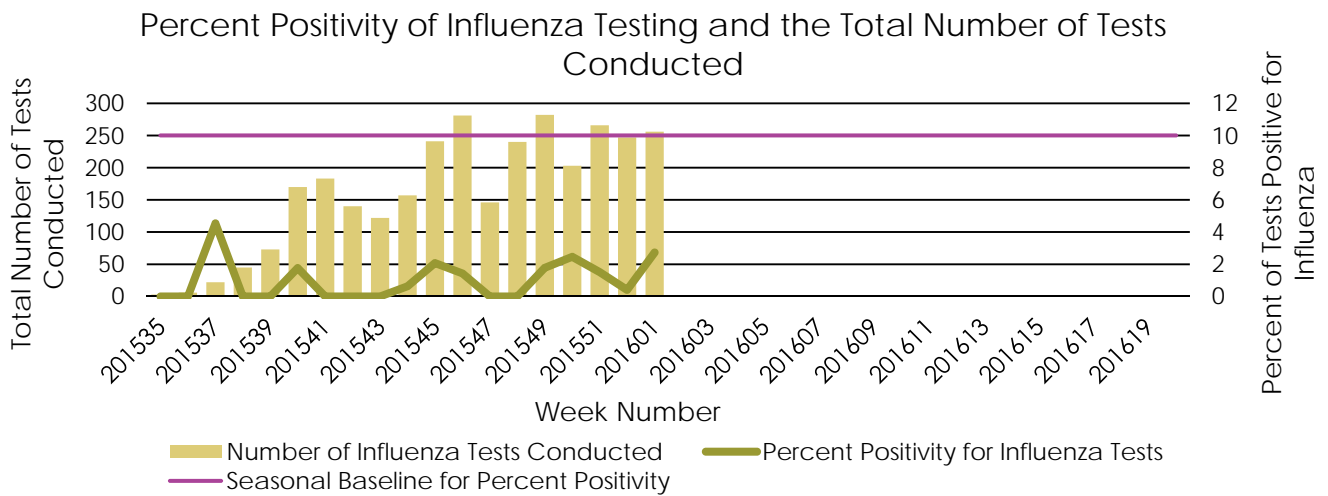
Week Number	2015-16 Percent ILI	# ILI 0-4 age group	# ILI 5-24 age group	# ILI 25-49 age group	# ILI 50-64 age group	# ILI 65+ age group
201551	1.02%	2	2	2	0	0
201552	1.15%	1	2	0	1	0
201601	0.17%	0	0	1	0	0

Percent of Outpatient Visits Due to Influenza-like Illness by Week, Current and Previous Season

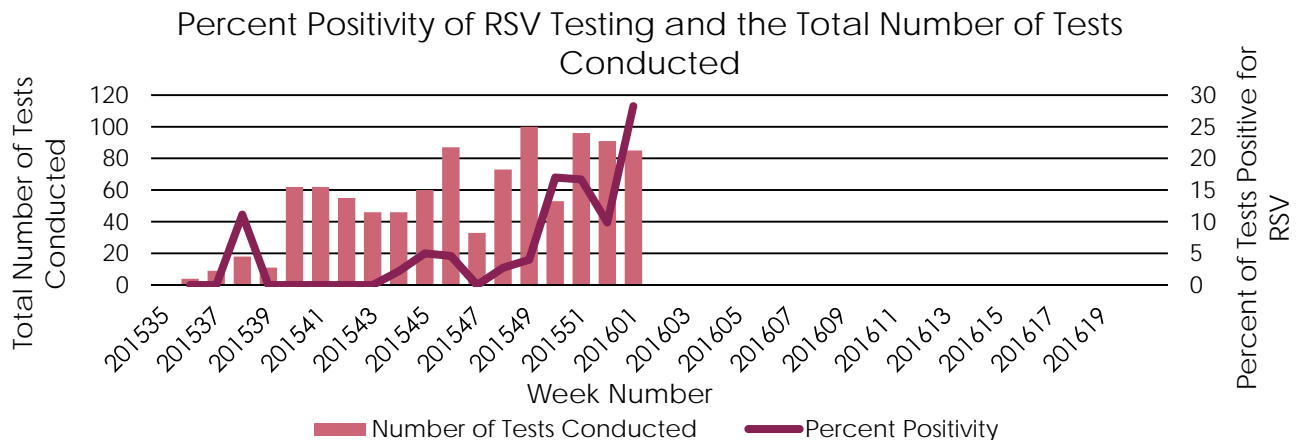


## Sentinel Surveillance: Laboratory Data

**Laboratory Surveillance: Influenza** The NDDoH receives influenza testing data from participating sentinel laboratories across North Dakota. The total number of influenza tests (all testing methodologies) and the total number of those tests that are positive are reported each week. Data for all labs is pooled, and a state-wide percent positivity statistic is produced. Percent positivity for influenza tests of 10% is greater is considered a general indicator for season-level influenza activity. **This week percent positivity for influenza is 2.73 %.**



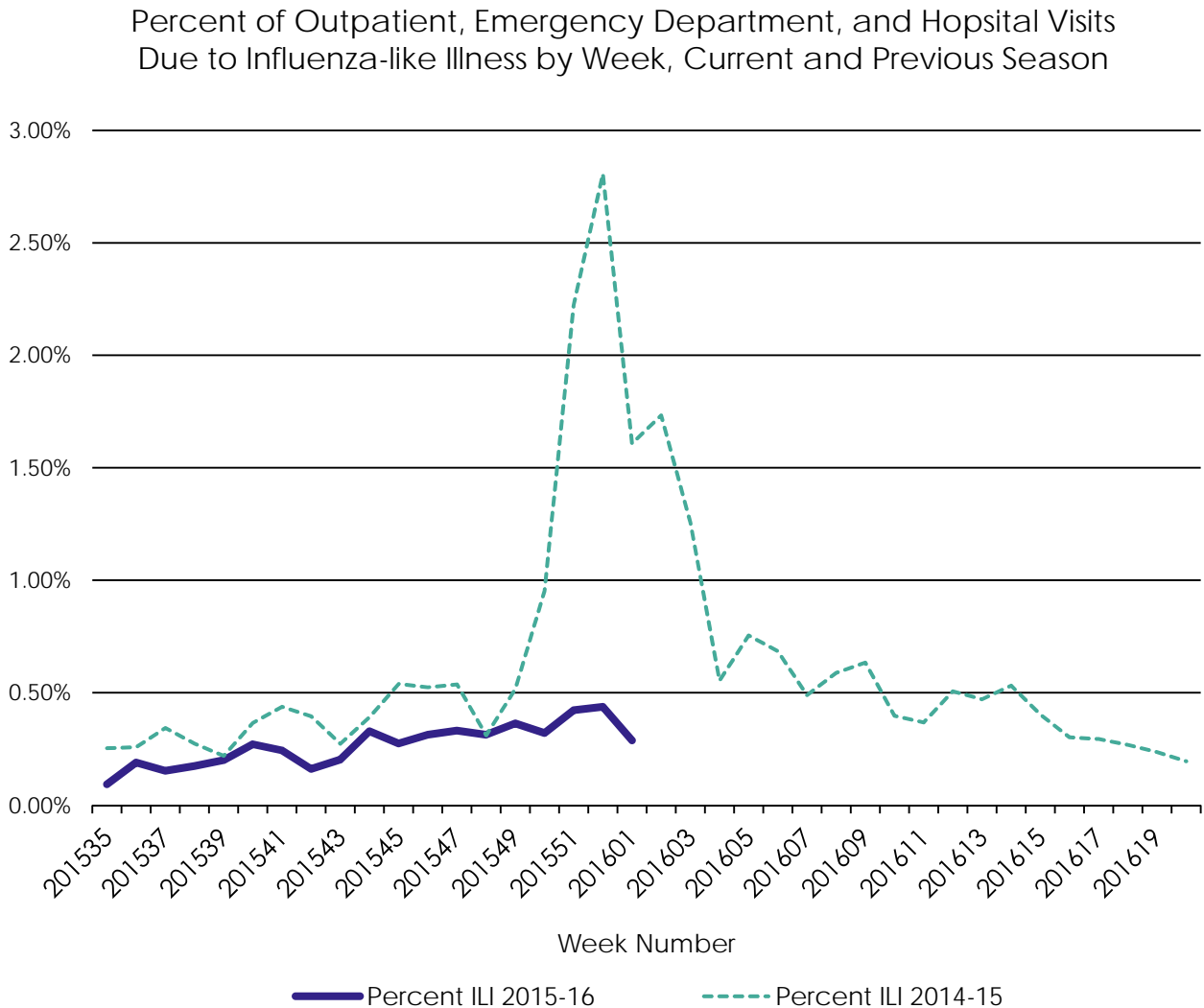
**Laboratory Surveillance: Respiratory Syncytial Virus (RSV)** The NDDoH receives similar testing data for RSV. RSV is a common respiratory virus best known for affecting children, however a person in any age group can become ill and people can get RSV multiple times. RSV also occurs seasonally, and over a time period similar to influenza. **This week percent positivity for RSV is 28.24%.**



## Other Surveillance Methods

**Other Surveillance Methods: Syndromic Surveillance** The NDDoH receives data from emergency departments, hospitals, and clinics across the state participating in the NDDoH's Syndromic Surveillance program. Syndromic surveillance is the receipt of near-real time reason-for-visit data for all visits at participating locations. Visits are automatically sorted into "syndromes" (gastrointestinal, neurologic, rash, ILI, etc.). Because it is based off of data such as chief complaints or diagnosis codes, the ILI syndrome has a lower specificity than the traditional outpatient ILI definition. Nonetheless, syndromic data is well correlated with our other influenza indicators.

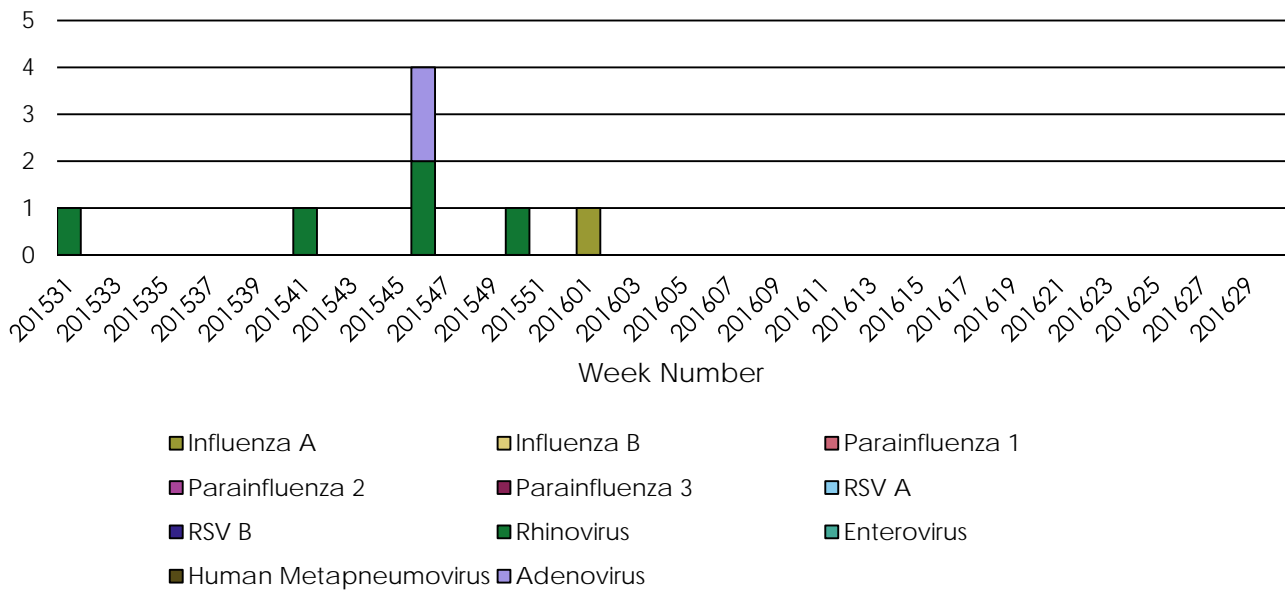
**Current Activity** This week ILI in our syndromic surveillance system is **0.29%**. Similar to other indicators, we are well below the activity we were seeing last year at this time.



## Other Surveillance Methods

**Other Surveillance Methods: Respiratory Viral Pathogen Testing** The NDDoH's Division of Laboratory Services conducts testing for a variety of respiratory viruses. Most of the samples tested come from sentinel sites participating in the Influenza Incidence Surveillance Project (IISP), which is like an extended version of ILINet.

State Lab Respiratory Viral Pathogen Testing



**National Influenza Surveillance** National influenza activity and surveillance information is available from the CDC FluView website at: [www.cdc.gov/flu/weekly/](http://www.cdc.gov/flu/weekly/), and is updated every Friday.

**Contact Information** For information on influenza surveillance, contact the North Dakota Department of Health Division of Disease Control at 701.328.2378 or visit [www.ndflu.com](http://www.ndflu.com).

