

# 2015-16 North Dakota Weekly Influenza Update



Editor: Jill K Baber  
[jbaber@nd.gov](mailto:jbaber@nd.gov)

MMWR Week: 201550

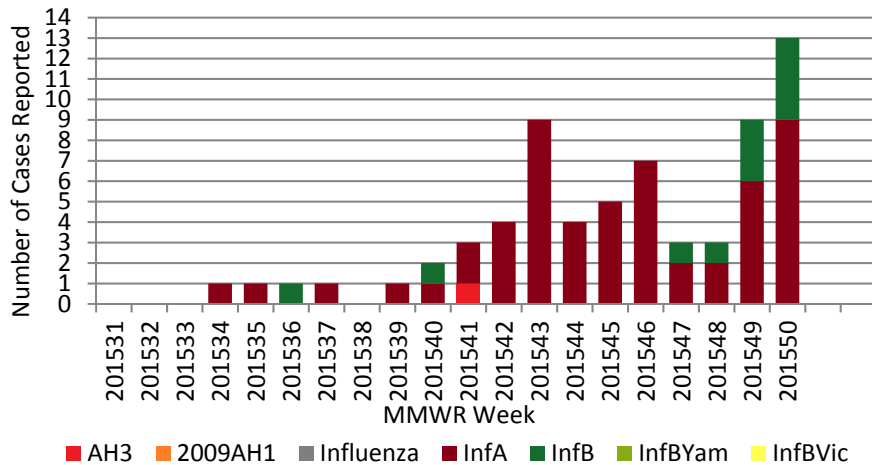
Thursday, December 24, 2015

**67** Total Influenza Cases  
 5 Hospitalizations  
 3 LTC Outbreaks  
 1 Deaths  
 Activity Level: **Sporadic**

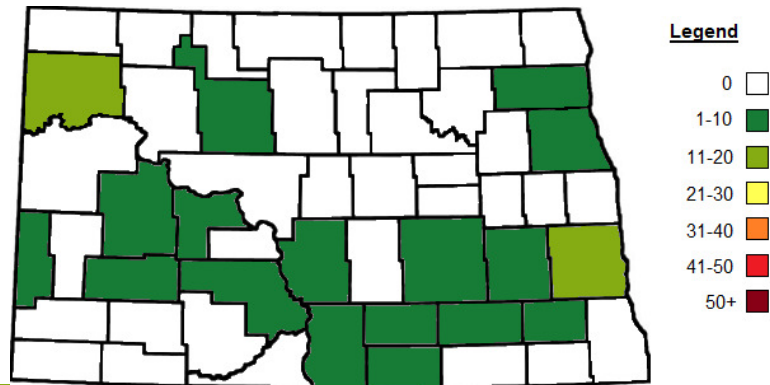
### General Trends

Most influenza indicators increased slightly this week in North Dakota and across the nation.

### Cases of Influenza by Subtype by Week



### Influenza Cases by County



### Outbreaks

Three outbreaks of influenza-like illness in long term care settings have been identified. One outbreak was identified as an influenza A outbreak, another was attributed to rhinovirus, and no agent was identified for the third outbreak.

### Cases by Gender

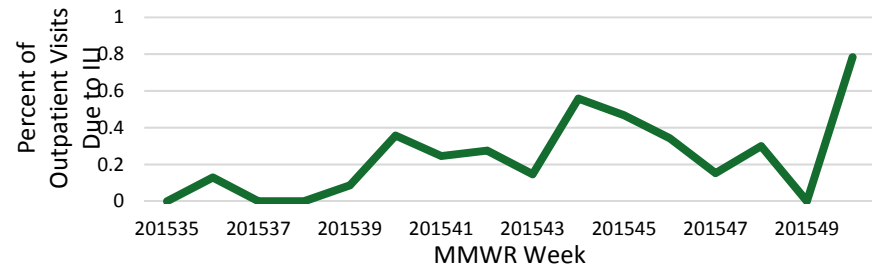
Female	27
Male	40

### Outpatient Illness Surveillance--Influenza-like Illness (Regional baseline = 1.3)

Week	% ILI	0-4	5-24	25-49	50-64	65+
201550	0.78%	4	1	0	0	0
201549	0.00%	0	0	0	0	0
201548	0.30%	0	1	2	0	0

### Cases by Age Group

<10	17
10-19	4
20-29	4
30-39	8
40-49	4
50-59	13
60+	17
<b>TOTAL</b>	<b>67</b>



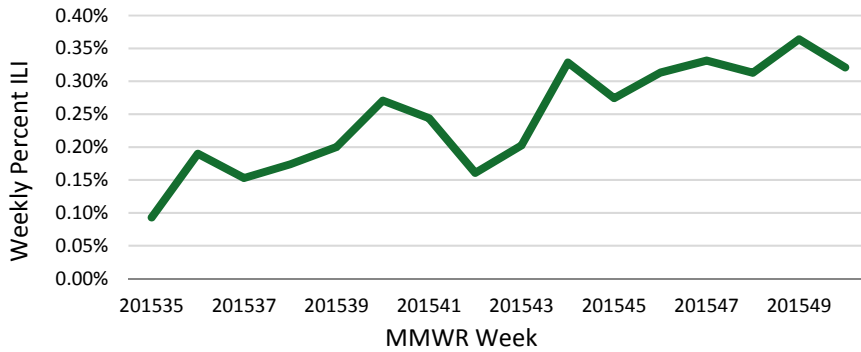
# 2015-16 North Dakota Weekly Influenza Update



Week: 201550

Thursday, December 24, 2015

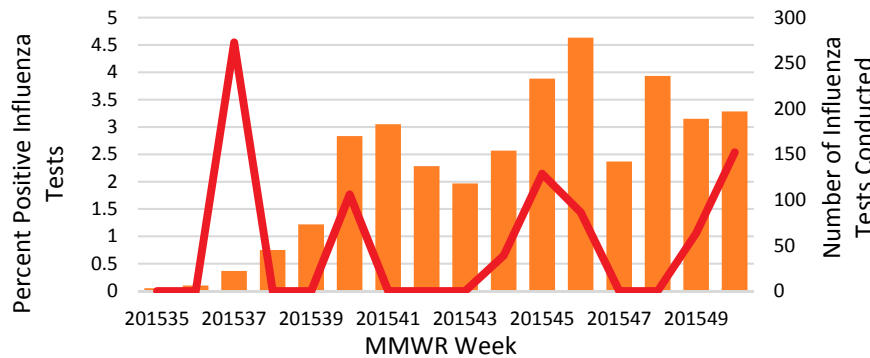
## Influenza-like illness from the North Dakota Syndromic Surveillance System



### North Dakota Syndromic Surveillance--Influenza-like Illness (ILI)

The percent of visits for ILI this week in our syndromic surveillance system was **0.32%**. Syndromic surveillance data includes hospital and walk-in clinic data from facilities across North Dakota, as well as ND data we receive from the Department of Defense.

## Sentinel Laboratories\*--Influenza

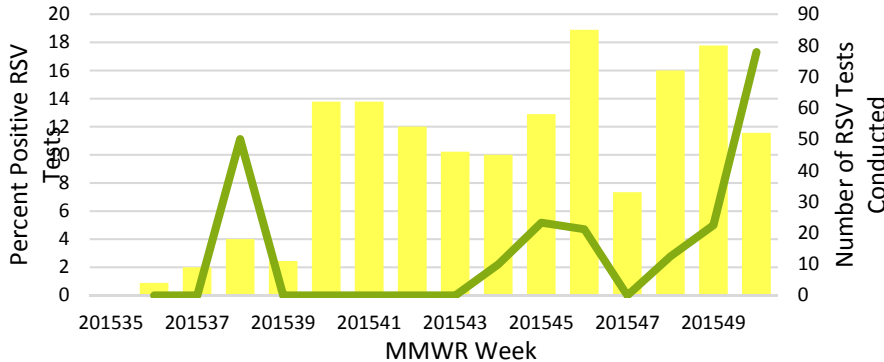


### Sentinel Laboratory Surveillance

State-wide percent positivity for influenza tests conducted at sentinel laboratories **increased** this week to **2.54%**. Season-level activity for influenza is generally considered 10% positivity or greater.

\*These data do not represent all laboratory results for influenza.

## Sentinel Laboratories--RSV



Percent positivity for RSV **increased** to **17.31%** this week.

### National Statistics:

National influenza activity and surveillance information is available from the CDC FluView website at: <http://www.cdc.gov/flu/weekly/>, and is updated every Friday.